



EXHIBIT "A"

A perpetual easement, being part of an entire tract of property, located in the Northeast Quarter of the Northeast Quarter of Section 29, Township 1 South, Range 2 West, Salt Lake Base and meridian, being more particularly described as follows:

Beginning at a point, said point being 43.50 feet along the Quarter Section line North 89°34'13" West and 1667.62 feet North 00°25'47" East from the East Quarter Corner of said Section 29, and running thence North 65°36'24" West 430.94 feet; thence North 23°18'03" East 14.50 feet to a point on the South Right of way line of a street known as 2700 South street; thence along said right of way South 65°36'24" East 424.66 feet; thence South 00°04'08" West 15.91 feet to the point of beginning.



Allred Softe Wilkinson & Nichols, Inc.  
5151 South 900 East, Suite 200  
Salt Lake City, Utah 84117  
801 269 0055 phone  
801 269 1425 fax  
www.aswn.com

RECEIVED  
AUG 06 2007

July 25, 2007

Chris Springer  
Salt Lake County Flood Control  
2001 South State Street, Suite N-3700  
Salt Lake City, Utah 84190

Re: **Flood Control Permit #2271**

Chris,

Pursuant to our meeting at your office on Thursday, July 26, 2007, we are applying for an amendment to the flood control permit for the installation of a 24" storm drain line in 2700 South with all the associated appurtenances and the connection to the existing storm drain line in 8000 West. Due to unforeseen circumstances the line needs to be moved from the approved location to a location on the south side of the existing right-of-way.

The owner and developer of the land across which the storm drain will be placed is Jeff White. He is also planning on using this storm drain for his development and has agreed to give to the county a 14.50 foot perpetual easement for the purposes of construction and maintenance said storm drain. The 14.50 feet is based on a future 7' ROW dedication and 7.50 PUE which will be dedicated when Jeff plats this phase of his development. The location of the storm drain will be 2.50 feet within the future ROW giving 10 feet of either easement of ROW on each side of the storm line.

It is understood that no fence can be erected within this easement but it is Jeff's intent to erect a field fence on the edge of the easement. It is also understood that the storm drain line will be part of the county flood control facilities as long as it is on private land but when the plat is dedicated and the storm drain is within public right-of-way, the easement will be vacated and the storm drain line will become part of Salt Lake County Municipal storm drain system.

The proposed changes to the approved design are shown on the attached are 11x17 copies of the plan and profile sheets, SD5.1 and SD5.2.

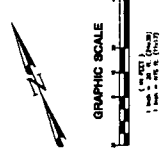
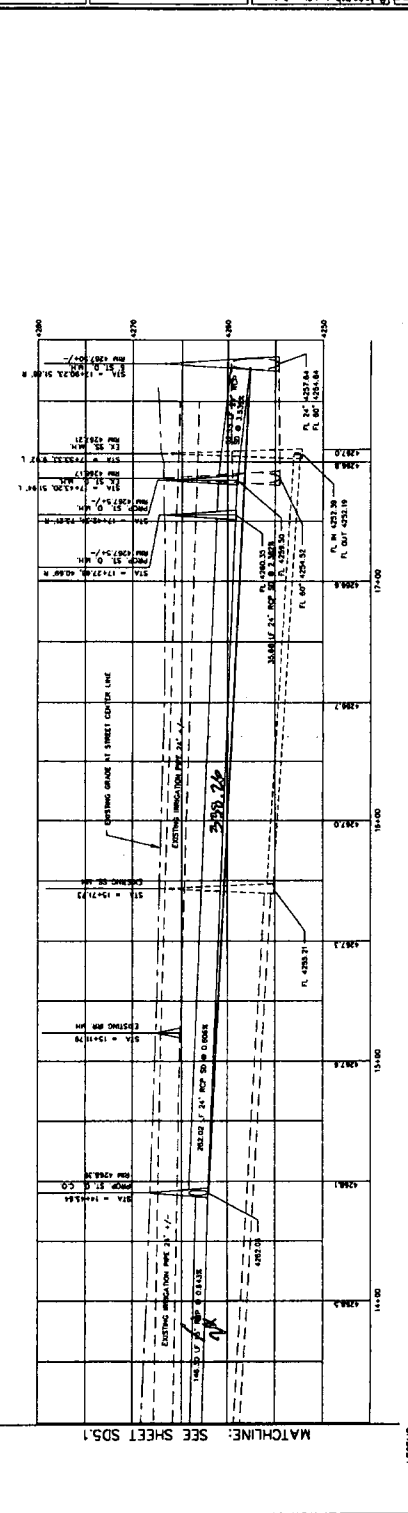
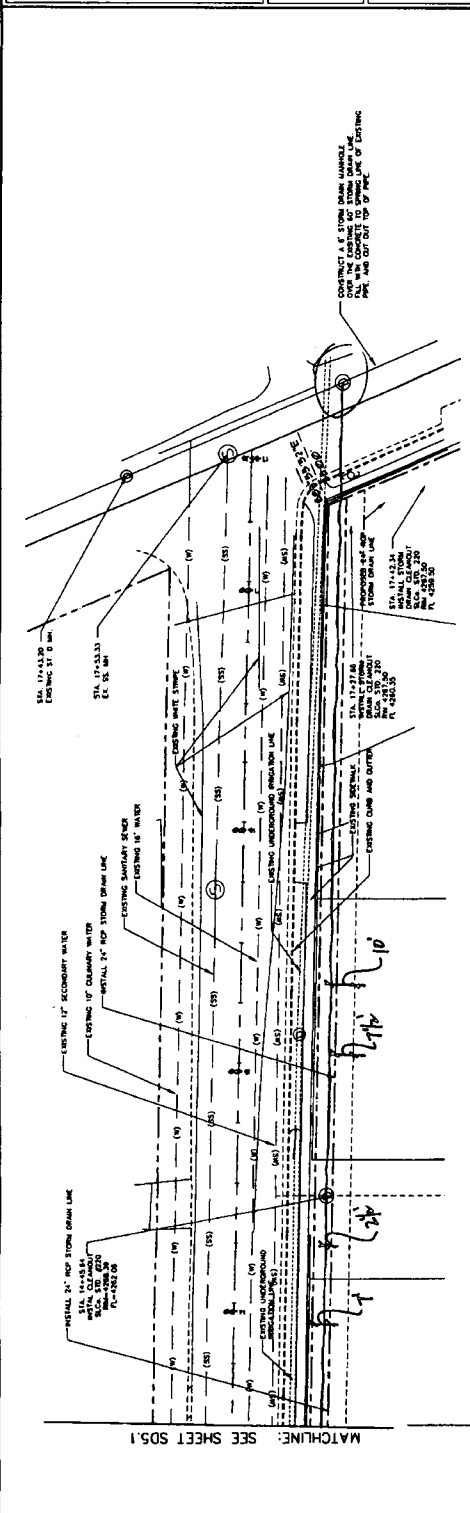
Sincerely,  
ALLRED SOFFE WILKINSON & NICHOLS

David M. Price, LA, & PE  
Project Engineer

C:\Documents and Settings\ASWN\My Documents\MS Word\Vista Minutes07-06 15.doc

BK 9501 PG 4959





- LEGEND**
- 48" - Area Drain
  - 36" - Area Drain
  - 24" - Area Drain
  - 18" - Area Drain
  - 12" - Area Drain
  - 6" - Area Drain
  - 3" - Area Drain
  - 2" - Area Drain
  - 1.5" - Area Drain
  - 1" - Area Drain
  - 0.75" - Area Drain
  - 0.5" - Area Drain
  - 0.375" - Area Drain
  - 0.25" - Area Drain
  - 0.1875" - Area Drain
  - 0.125" - Area Drain
  - 0.0625" - Area Drain
  - 0.03125" - Area Drain
  - 0.015625" - Area Drain
  - 0.0078125" - Area Drain
  - 0.00390625" - Area Drain
  - 0.001953125" - Area Drain
  - 0.0009765625" - Area Drain
  - 0.00048828125" - Area Drain
  - 0.000244140625" - Area Drain
  - 0.0001220703125" - Area Drain
  - 0.00006103515625" - Area Drain
  - 0.000030517578125" - Area Drain
  - 0.0000152587890625" - Area Drain
  - 0.00000762939453125" - Area Drain
  - 0.000003814697265625" - Area Drain
  - 0.0000019073486328125" - Area Drain
  - 0.00000095367431640625" - Area Drain
  - 0.000000476837158203125" - Area Drain
  - 0.0000002384185791015625" - Area Drain
  - 0.00000011920928955078125" - Area Drain
  - 0.000000059604644775390625" - Area Drain
  - 0.0000000298023223876953125" - Area Drain
  - 0.00000001490116119384765625" - Area Drain
  - 0.000000007450580596923828125" - Area Drain
  - 0.0000000037252902984619140625" - Area Drain
  - 0.00000000186264514923055703125" - Area Drain
  - 0.000000000931322574615278515625" - Area Drain
  - 0.0000000004656612873076392578125" - Area Drain
  - 0.00000000023283064365381962890625" - Area Drain
  - 0.000000000116415321826909814453125" - Area Drain
  - 0.0000000000582076609134549072265625" - Area Drain
  - 0.00000000002910383045672745363928125" - Area Drain
  - 0.000000000014551915228363726819640625" - Area Drain
  - 0.00000000000727595761418186340203125" - Area Drain
  - 0.000000000003637978807090931701015625" - Area Drain
  - 0.00000000000181898940354546585078125" - Area Drain
  - 0.000000000000909494701772732925390625" - Area Drain
  - 0.00000000000045474735088636626819640625" - Area Drain
  - 0.00000000000022737367544318313409814453125" - Area Drain
  - 0.00000000000011368683772159156549072265625" - Area Drain
  - 0.000000000000056843418875795782745363928125" - Area Drain
  - 0.00000000000002842170943789789136626819640625" - Area Drain
  - 0.000000000000014210854718948945782745363928125" - Area Drain
  - 0.00000000000000710542735947447289136626819640625" - Area Drain
  - 0.000000000000003552713679737236445782745363928125" - Area Drain
  - 0.00000000000000177635683986861822389136626819640625" - Area Drain
  - 0.0000000000000008881784199343091136626819640625" - Area Drain
  - 0.00000000000000044408920996715455782745363928125" - Area Drain
  - 0.0000000000000002220446049835772789136626819640625" - Area Drain
  - 0.000000000000000111022302491788639289136626819640625" - Area Drain
  - 0.000000000000000055511151245894296445782745363928125" - Area Drain
  - 0.00000000000000002775557562294714822289136626819640625" - Area Drain
  - 0.00000000000000001387778781147357141136626819640625" - Area Drain
  - 0.0000000000000000069388939057367857056819640625" - Area Drain
  - 0.000000000000000003469446952868285352709819640625" - Area Drain
  - 0.0000000000000000017347234764341426763928125" - Area Drain
  - 0.00000000000000000086736173821712133819640625" - Area Drain
  - 0.000000000000000000433680869108560668959819640625" - Area Drain
  - 0.000000000000000000216840434554280334479819640625" - Area Drain
  - 0.000000000000000000108420217277140167239819640625" - Area Drain
  - 0.0000000000000000000542101086385070133619640625" - Area Drain
  - 0.0000000000000000000271050543192535066819640625" - Area Drain
  - 0.000000000000000000013552502715626753339819640625" - Area Drain
  - 0.0000000000000000000067762513578376668959819640625" - Area Drain
  - 0.000000000000000000003388125678918833339819640625" - Area Drain
  - 0.00000000000000000000169406283949416668959819640625" - Area Drain
  - 0.00000000000000000000084703141974833339819640625" - Area Drain
  - 0.00000000000000000000042351570987416668959819640625" - Area Drain
  - 0.000000000000000000000211757854938883339819640625" - Area Drain
  - 0.000000000000000000000105878927469416668959819640625" - Area Drain
  - 0.0000000000000000000000529394637297083339819640625" - Area Drain
  - 0.00000000000000000000002646973186483339819640625" - Area Drain
  - 0.00000000000000000000001323486593243816668959819640625" - Area Drain
  - 0.000000000000000000000006617432966219416668959819640625" - Area Drain
  - 0.0000000000000000000000033087164831083339819640625" - Area Drain
  - 0.0000000000000000000000016543582415416668959819640625" - Area Drain
  - 0.00000000000000000000000082717912077083339819640625" - Area Drain
  - 0.000000000000000000000000413589570385416668959819640625" - Area Drain
  - 0.0000000000000000000000002067947851927083339819640625" - Area Drain
  - 0.00000000000000000000000010339739259635416668959819640625" - Area Drain
  - 0.00000000000000000000000005169869629816816668959819640625" - Area Drain
  - 0.000000000000000000000000025849348149083339819640625" - Area Drain
  - 0.0000000000000000000000000129246740745416668959819640625" - Area Drain
  - 0.00000000000000000000000000646233703727083339819640625" - Area Drain
  - 0.000000000000000000000000003231168518635416668959819640625" - Area Drain
  - 0.000000000000000000000000001615584259316816668959819640625" - Area Drain
  - 0.000000000000000000000000000807792129658416668959819640625" - Area Drain
  - 0.0000000000000000000000000004038960648292083339819640625" - Area Drain
  - 0.000000000000000000000000000201948032414616668959819640625" - Area Drain
  - 0.0000000000000000000000000001009740162207083339819640625" - Area Drain
  - 0.00000000000000000000000000005048700811035416668959819640625" - Area Drain
  - 0.000000000000000000000000000025243504055176816668959819640625" - Area Drain
  - 0.00000000000000000000000000001262175202758416668959819640625" - Area Drain
  - 0.000000000000000000000000000006310876013792083339819640625" - Area Drain
  - 0.00000000000000000000000000000315543800689616668959819640625" - Area Drain
  - 0.00000000000000000000000000000157771900344816668959819640625" - Area Drain
  - 0.000000000000000000000000000000788859501724083339819640625" - Area Drain
  - 0.000000000000000000000000000000394429750862083339819640625" - Area Drain
  - 0.0000000000000000000000000000001972148754310416668959819640625" - Area Drain
  - 0.0000000000000000000000000000000986074377152083339819640625" - Area Drain
  - 0.0000000000000000000000000000000493037188576083339819640625" - Area Drain
  - 0.000000000000000000000000000000024651859428083339819640625" - Area Drain
  - 0.0000000000000000000000000000000123259297140416668959819640625" - Area Drain
  - 0.0000000000000000000000000000000061629648570083339819640625" - Area Drain
  - 0.00000000000000000000000000000000308148242850416668959819640625" - Area Drain
  - 0.00000000000000000000000000000000154074121425083339819640625" - Area Drain
  - 0.000000000000000000000000000000000770370607125416668959819640625" - Area Drain
  - 0.0000000000000000000000000000000003851853035627083339819640625" - Area Drain
  - 0.00000000000000000000000000000000019259265178136626819640625" - Area Drain
  - 0.00000000000000000000000000000000009629632589066819640625" - Area Drain
  - 0.0000000000000000000000000000000000481481629453339819640625" - Area Drain
  - 0.000000000000000000000000000000000024074081472668959819640625" - Area Drain
  - 0.0000000000000000000000000000000000120370407363339819640625" - Area Drain
  - 0.00000000000000000000000000000000000601852036816668959819640625" - Area Drain
  - 0.00000000000000000000000000000000000300926018416668959819640625" - Area Drain
  - 0.0000000000000000000000000000000000015046300920083339819640625" - Area Drain
  - 0.00000000000000000000000000000000000075231504600416668959819640625" - Area Drain
  - 0.000000000000000000000000000000000000376157523002083339819640625" - Area Drain
  - 0.0000000000000000000000000000000000001880787615010416668959819640625" - Area Drain
  - 0.00000000000000000000000000000000000009403938075052083339819640625" - Area Drain
  - 0.0000000000000000000000000000000000000470196903752616668959819640625" - Area Drain
  - 0.00000000000000000000000000000000000002350984518763339819640625" - Area Drain
  - 0.000000000000000000000000000000000000011754922593816668959819640625" - Area Drain
  - 0.00000000000000000000000000000000000000587746129690668959819640625" - Area Drain
  - 0.0000000000000000000000000000000000000029387306485083339819640625" - Area Drain
  - 0.0000000000000000000000000000000000000014693653242516668959819640625" - Area Drain
  - 0.00000000000000000000000000000000000000073468266212583339819640625" - Area Drain
  - 0.00000000000000000000000000000000000000036734133106339819640625" - Area Drain
  - 0.0000000000000000000000000000000000000001836706655316668959819640625" - Area Drain
  - 0.00918353327658339819640625" - Area Drain
  - 0.0045917666382916668959819640625" - Area Drain
  - 0.002295883319148339819640625" - Area Drain
  - 0.0011479416595576668959819640625" - Area Drain
  - 0.0005739708297788339819640625" - Area Drain
  - 0.00028698541488916668959819640625" - Area Drain
  - 0.000143492707444508339819640625" - Area Drain
  - 0.0071746353722226668959819640625" - Area Drain
  - 0.003587317686113339819640625" - Area Drain
  - 0.001793658843056668959819640625" - Area Drain
  - 0.000896829421528339819640625" - Area Drain
  - 0.00044841471076416668959819640625" - Area Drain
  - 0.00022420735538208339819640625" - Area Drain
  - 0.0001121036776910416668959819640625" - Area Drain
  - 0.005605183884508339819640625" - Area Drain
  - 0.00280259194225416668959819640625" - Area Drain
  - 0.00140129597112708339819640625" - Area Drain
  - 0.0007006479855635416668959819640625" - Area Drain
  - 0.00035032399278176668959819640625" - Area Drain
  - 0.00017516199639088339819640625" - Area Drain
  - 0.00875809981954416668959819640625" - Area Drain
  - 0.0043790499097726668959819640625" - Area Drain
  - 0.002189524954886339819640625" - Area Drain
  - 0.00109476247744316668959819640625" - Area Drain
  - 0.00054738123872158339819640625" - Area Drain
  - 0.00027369061936076668959819640625" - Area Drain
  - 0.00013684530968038339819640625" - Area Drain
  - 0.006842265484019668959819640625" - Area Drain
  - 0.0034211327420098339819640625" - Area Drain
  - 0.001710566371004916668959819640625" - Area Drain
  - 0.00085528318550248339819640625" - Area Drain
  - 0.0004276415927512416668959819640625" - Area Drain
  - 0.0002138207963756208339819640625" - Area Drain
  - 0.000106910398187810416668959819640625" - Area Drain
  - 0.005345519909390668959819640625" - Area Drain
  - 0.002672759954695339819640625" - Area Drain
  - 0.0013363779773476668959819640625" - Area Drain
  - 0.0006731889886738339819640625" - Area Drain
  - 0.000336594494336916668959819640625" - Area Drain
  - 0.0001682972471684508339819640625" - Area Drain
  - 0.0084148623584208339819640625" - Area Drain
  - 0.004207431179210416668959819640625" - Area Drain
  - 0.002103715589605208339819640625" - Area Drain
  - 0.0010518