

12921024
01/18/2019 11:21 AM \$0.00
Book - 10746 Pg - 7358-7398
RASHELLE HOBBS
RECORDER, SALT LAKE COUNTY, UTAH
CITY OF DRAPER
1020 E PIONEER RD
DRAPER UT 84020
BY: MBA, DEPUTY - MA 41 P.

When recorded, mail to:

Draper City Recorder
1020 East Pioneer Road
Draper City, Utah 84081

Affects Parcel No(s): 340730018000, 331240021000, 340717602000

STORMWATER POLLUTION PREVENTION MAINTENANCE AGREEMENT

This Stormwater Pollution Prevention Maintenance Agreement ("Agreement") is made and entered into this 8th day of November, 2018, by and between Draper City, a Utah municipal corporation ("City"), and Augustine Obry, LLC, a limited liability company ("Owner").

RECITALS

WHEREAS, the City is authorized and required to regulate and control the disposition of storm and surface waters, as set forth in the Draper City Municipal Code Chapter 16-2, as amended ("Ordinance"), adopted pursuant to the Utah Water Quality Act, as set forth in *Utah Code Ann. §§ 19-5-101, et seq.*, as amended ("Act"); and

WHEREAS, the Owner hereby represents and acknowledges that it is the owner in fee simple of certain real property more particularly described in Exhibit "A," attached hereto and incorporated herein by this reference ("Property"); and

WHEREAS, the Owner desires to build or develop the Property and/or to conduct certain regulated construction activities on the Property which will alter existing storm and surface water conditions on the Property and/or adjacent lands; or

WHEREAS, the Owner's existing property was completed after January 1, 2003; disturbed an area greater than or equal to one acre, or disturbed less than one acre and is part of a larger common plan of development or sale; and is served by a private on-site stormwater management facility; and

WHEREAS, in order to accommodate and regulate storm and surface water flow conditions, the Owner is required by federal, state, and local law to build and maintain at Owner's expense a storm and surface water management facility or improvements ("Stormwater Facilities"); and

WHEREAS, the Stormwater Facilities are more particularly described and shown in the final site plan or subdivision approved for the Property and related engineering drawings, and any amendments thereto, which plans and drawings are on file with the City and are hereby incorporated herein by this reference ("Development Plan"); and

WHEREAS, the summary description of all Stormwater Facilities, details and all appurtenance draining to and affecting the Stormwater Facilities and establishing the standard operation and routine maintenance procedures for the Stormwater Facilities, and control measures installed on the Property, ("Stormwater Maintenance and Preservation Plan") is more particularly shown in Exhibit "B" on file with the County Recorder's Office; and

WHEREAS, a condition of Development Plan approval, and as required as part of the City's Small MS4 UPDES General Permit from the State of Utah, Owner is required to enter into this Agreement establishing a means of documenting the execution of the Stormwater Maintenance and Preservation Plan; and

NOW, THEREFORE, in consideration of the benefits received and to be received by the Owner, its successors and assigns, as a result of the City's approval of the Stormwater Maintenance and Preservation Plan, and the mutual covenants contained herein, the parties agree as follows:

Section 1

Construction of Stormwater Facilities. The Owner shall, at its sole cost and expense, construct the Stormwater Facilities in accordance with the Development Plans and specifications, and any amendments thereto which have been approved by the City.

Section 2

Maintenance of Stormwater Facilities. The Owner shall, at its sole cost and expense, adequately maintain the Stormwater Facilities. Owner's maintenance obligations shall include all systems and appurtenances built to convey stormwater, as well as all structures, improvements, and vegetation provided to control the quantity and quality of the stormwater. Adequate maintenance, for purposes of this Agreement, is defined as good working condition so that the Stormwater Facilities are performing their design functions. The Owner shall, at its sole cost and expense, perform all work necessary to keep the Stormwater Facilities in good working condition.

Section 3

Annual Maintenance Report of Stormwater Facilities. The Owner shall, at its sole cost and expense, inspect the Stormwater Facilities and submit an inspection report and certification to the City. The purpose of the inspection and certification is to assure safe

and proper functioning of the Stormwater Facilities. The annual inspection shall cover all aspects of the Stormwater Facilities, including, but not limited to, the parking lots, structural improvements, berms, channels, outlet structure, pond areas, access roads, vegetation, landscaping, etc. Deficiencies shall be noted in the inspection report. The report shall also contain a certification by the Owner, or the Owner's officers, employees, agents, and representatives as to whether adequate maintenance has been performed and whether the structural controls are operating as designed to protect water quality. The annual inspection report and certification shall be due by July 31st of each year and shall be on forms acceptable to the City.

Section 4

City Oversight Inspection Authority. The Owner hereby grants permission to the City, its authorized agents and employees, to enter upon the Property and to inspect the Stormwater Facilities upon reasonable notice to the Owner of at least three business days. Such inspections shall be conducted in a reasonable manner and at reasonable times, as determined appropriate by the City. The purpose of the inspection shall be to determine and ensure that the Stormwater Facilities are being adequately maintained, are continuing to perform in an adequate manner, and are in compliance with the Act, the Ordinance, and the Stormwater Facilities Maintenance Plan.

Section 5

Notice of Deficiencies. If the City finds that the Stormwater Facilities contain any defects or are not being maintained adequately, the City shall send Owner written notice of the defects or deficiencies and provide Owner with a reasonable time, but not less than sixty (60) days, to cure such defects or deficiencies. Such notice shall be confirmed delivery to the Owner or sent certified mail to the Owner at the address listed with the County Tax Assessor.

Section 6

Owner to Make Repairs. The Owner shall, at its sole cost and expense, make such repairs, inspections, changes or modifications to the Stormwater Facilities as may be determined as reasonably necessary by the City within the required cure period to ensure that the Stormwater Facilities are adequately maintained and continue to operate as designed and approved.

Section 7

City's Corrective Action Authority. In the event the Owner fails to adequately maintain the Stormwater Facilities in good working condition acceptable to the City, the City may correct a violation of the design standards or maintenance needs by performing all necessary work to place the facility in proper working condition. Prior to commencing work the City shall have complied with Section 5 and given Owner a second notice to cure or correct within 15 days served according to the delivery methods described in Section 5

It is expressly understood and agreed that the City is under no obligation to maintain or repair the Stormwater Facilities, and in no event shall this Agreement be construed to impose any such obligation on the City. The actions described in this Section are in

addition to and not in lieu of any and all equitable remedies available to the City as provided by law for Owner's failure to remedy deficiencies or any other failure to perform under the terms and conditions of this Agreement.

Section 8

Reimbursement of Costs. In the event the City, pursuant to this Agreement, incurs any costs, or expends any funds resulting from enforcement or cost for labor, inspections, use of equipment, supplies, materials, and the like related to storm drain disconnection from the City system, the Owner shall reimburse the City upon demand, within thirty (30) days of receipt thereof for all actual costs incurred by the City. Owner shall also be liable for any collection costs, including attorneys' fees and court costs, incurred by the City in collection of delinquent payments.

Section 9

Successor and Assigns. This Agreement shall be recorded in the County Recorder's Office and the covenants and agreements contained herein shall run with the land and whenever the Property shall be held, sold, conveyed or otherwise transferred, it shall be subject to the covenants, stipulations, agreements and provisions of this Agreement which shall apply to, bind and be obligatory upon the Owner hereto, its successors and assigns, and shall bind all present and subsequent owners of the Property described herein.

Section 10

Severability Clause. The provisions of this Agreement shall be severable and if any phrase, clause, sentence or provision is declared unconstitutional, or the applicability thereof to the Owner, its successors and assigns, is held invalid, the remainder of this Covenant shall not be affected thereby.

Section 11

Utah Law and Venue. This Agreement shall be interpreted under the laws of the State of Utah. Any and all suits for any claims or for any and every breach or dispute arising out of this Agreement shall be maintained in the appropriate court of competent jurisdiction in Salt Lake County, Utah.

Section 12

Indemnification. This Agreement imposes no liability of any kind whatsoever on the City. The Owner hereby agrees to indemnify and hold the City and its officers, employees, agents and representatives from and against all actions, claims, lawsuits, proceedings, liability, damages, accidents, casualties, losses, claims, and expenses (including attorneys' fees and court costs) that directly result from the performance of this agreement, but only to the extent the same are caused by any negligent or wrongful act or omissions of the Owner, or the Owner's officers, employees, agents, and representatives.

Section 13


Amendments. This Agreement shall not be modified except by written instrument executed by the City and the Owner of the Property at the time of modification, and no modification shall be effective until recorded in the County Recorder's Office.

Section 14

Subordination Requirement. If there is a lien, trust deed or other property interest recorded against the Property, the trustee, lien holder, etc., shall be required to execute a subordination agreement or other acceptable recorded document agreeing to subordinate their interest to the Agreement.

Section 15

Exhibit B. Stormwater Maintenance and Preservation Plan (SWMP) must adapt to change in good judgment when site conditions and operations change and when existing programs are ineffective. Exhibit B shall be filed with this agreement at the County Recorder's Office.



STORMWATER POLLUTION PREVENTION MAINTENANCE AGREEMENT

SO AGREED this 8th day of November 2018.

PROPERTY OWNER



By: J. Ryan Baker Title: Pres. Construction

By: Hogline Office LLC Title: Manager

STATE OF UTAH)
)
) :ss.
)
COUNTY OF)

The above instrument was acknowledged before me by John Ryan Baker this 8th day of November, 2018.

Vonnie McLaughlan
Notary Public
Residing in: Utah County
My commission expires: 11/17/2022



DRAPER CITY

By: [Signature] Date: 1-17-19
City Manager Mayor


Attest: [Signature]
City Recorder

Approved as to Form:
[Signature]
City Attorney

STATE OF UTAH)
)
) :ss.
)
COUNTY OF)

The above instrument was acknowledged before me by David Dobbins, this 17 day of January, 2019.

Angela Fixmer Angela Fixmer
Notary Public
Residing in: Draper, UT
My commission expires: 10/31/2021



Pluralsight Subdivision – Cross Parking

Beginning at a point being North 89°56'36" West 1,340.23 feet along the section line feet from the North Quarter Corner of Section 7, Township 4 South, Range 1 East, Salt Lake Base and Meridian; and running

thence South 01°03'56" West 700.88 feet to the Northerly Right-of-Way Line of Highland Drive;
thence South 73°59'32" West 356.01 feet along the Northerly Right-of-Way Line of said Highland Drive;
thence North 89°32'30" West 335.46 feet;
thence North 71°12'44" West 890.94 feet to the Easterly Right-of-Way Line of Pluralsight Way;
thence North 19°06'33" East 69.50 feet along the Easterly Right-of-Way Line of said Pluralsight Way;
thence Northeasterly 181.02 feet along the arc of a 963.00 foot radius curve to the right (center bears South 70°53'27" East and the chord bears North 24°29'40" East 180.76 feet with a central angle of 10°46'14") along the Easterly Right-of-Way Line of said Pluralsight Way;
thence North 29°52'47" East 380.16 feet along the Easterly Right-of-Way Line of said Pluralsight Way;
thence Northeasterly 38.77 feet along the arc of a 313.00 foot radius curve to the right (center bears South 60°07'13" East and the chord bears North 33°25'43" East 38.75 feet with a central angle of 07°05'52") along the Easterly Right-of-Way Line of said Pluralsight Way;
thence North 60°30'05" East 1,349.01 feet;
thence South 10°31'41" East 256.22 feet;
thence South 00°33'10" East 495.19 feet to the point of beginning.

Contains 1,539,160 Square Feet or 35.334 Acres

CONTENTS

SECTION 1: PURPOSE AND RESPONSIBLILY
SECTION 2: POLLUTANT SOURCES AND POLLUTANTS ASSOCIATED WITH THE SOURCES
SECTION 3: DESCRIPTION OF SITE SYSTEMS, OPERATIONS AND POLLUTION CONTROLS
SECTION 4: TRAINING
SECTION 5: RECORDKEEPING
SECTION 6 APPENDICES

SECTION 1: PURPOSE AND RESPONSIBILTY

As required by the Clean Water Act and resultant local regulations, including Jordan Valley Municipalities (MS4) permit, those who develop land are required to build and maintain systems that will prevent contaminated water from reaching waters of the state.

This Stormwater Management Plan (SWMP) is necessary to prevent contaminated stormwater and non-stormwater, from draining to the City's storm drain system, which is connected to the state water system. This SWMP identifies the minimum standard operating procedures (SOPs) necessary to accomplish this purpose. Any other activities and site operations not identified in this SWMP that contaminates water entering the City's storm drain system must be prohibited, unless SOPs are written to manage those activities or operations, and this SWMP is amended to include those SOPs.

Stormwater Management Plan

for:

**Pluralsight Office Building
65 East Highland Drive
Draper City, UT**

Attachments:

Exhibit A: Plat and Legal Description

Exhibit B: Stormwater Maintenance and Preservation Plan

Stormwater Management Plan (SWMP)
PLURALSIGHT OFFICE BUILDING

Annual SOP Training

SOP #	SOP	Trainer	Employees Trained - Service Contractors Informed of SOP	Date

**EXAMPLE: SWMP INSPECTION, MAINTENANCE AND CORRECTION
 REPORT**

Inspection Frequency	Operation/Program	Action Type Inspection / Maintenance	Date (Inspection/ Maintenance Performed)	Report: (inspection and correction results)
M	Private parking and Road maintenance	Maintenance		
WS	Private parking and Road maintenance	Inspection		
WS	Landscape Maintenance	Maintenance		
X	Landscape Maintenance	Inspection/ Maintenance		
M	Waste Management	Maintenance		
S	Storm water storage and Conveyance systems	Inspection/ Maintenance		
B	Storm water storage and Conveyance systems	Inspection/ Maintenance		
S	Spill Response	Inspection/ Maintenance		
B	Storage Chambers	Inspection/ Maintenance		
S	Storage Chambers	Inspection/ Maintenance		
		{Duplicate or expand form as necessary to document history}		

Key: B=Bi-annually, WS=Weekly Seasonal, M=Monthly, S=following appreciable storm/spill event, X=add frequency unique to your property infrastructure

X Year Annual Conclusion:

APPENDIX C – SWMP RECORDKEEPING DOCUMENTS

- f. Inform tenants and employees of proper cleanup of spills that occur on the property.
2. Process
 - a. Wear proper PPE for the chemical being used, transported or handled.
 - b. Begin transfer or handling process.
 - c. Discontinue process if spills occur.
 - d. Disconnect and store handling equipment.
3. Clean-up
 - a. Do not wash spill down the storm drain.
 - b. Clean up spills with proper material using dry methods or other means that will pick the spill up. The dry method includes using sorbent materials, broom and shovel, and vacuum operations. If using water and/or detergents to clean the spilled material, this waste must be vacuumed or effectively picked up by other methods.
 - c. Dispose of contaminated material at appropriate facility. Appropriate facilities include dumpsters so long as waste is solid at time of disposal. Liquid waste may be disposed in the sanitary sewer system after the following conditions have been met:
 - i. Dry cleanup methods have been used to remove the bulk of the spill and disposed per the Waste Management SOP.
 - ii. The liquid waste amounts are small and diluted with water. This is intended for spill cleanup waste only and never for the disposal of unused or spent liquids.
4. Documentation
 - a. Document completed cleanup activities in "SWMP Inspection Report".
5. Frequency
 - a. Spill response should occur after every spill event.
6. Inspections
 - a. Inspections should occur after every spill response event.
 - b. Use inspections to ensure all SOPs are being followed.

- a. Clean system (isolator row) using a high-pressure washer with a hose and nozzle that is placed in the gallery row and pulled back towards clean out boxes with sumps to gather sediment. (See Stormtech maintenance guide for further details.)
 - b. Use a high-pressure washer to break up any remaining material in the catch basins and cleanout boxes at the end of the isolator row, while capturing resulting slurry with vacuum.
3. Clean-up
- a. When vacuum truck is full of sediment take it to designated locations to dump all sediment out of the truck into a drying bed.
 - b. Wash down area before leaving the designated dump location.
4. Documentation
- a. Document completed cleanup activities in "SWMP Inspection Report".
 - b. Record the amount of waste collected and number of catch basins cleaned and the area they were cleaned in. Keep any notes or comments of any problems encountered.
5. Frequency
- a. Use inspection results and clean storm drain system when necessary.
6. Inspections
- a. Inspections should occur twice a year for the first year or after a large storm event for the underground chamber system.
 - b. Inspections should identify any damage to the system.
 - c. Inspections should identify any sediment buildup in pipes and clean out boxes. If more than 2" of sediment and debris is present in pipes or boxes then maintenance is needed.
 - d. Use inspections to ensure all SOPs are being followed.
- Use inspection results to determine maintenance frequency.

SPILL RESPONSE (SOP)

General:

This SOP is not expected to cover all necessary procedure actions. This SOP is allowed to be changed in good judgment when it is necessary for the proper protection and containment of pollutants. Any Changes of routine operations must be amended in this SOP.

1. Preparation

- a. Understand Material Safety Data Sheet (MSDS) sheets for handling of product.
- b. Supervisors insure that employees handling and transporting chemicals are trained on the proper procedures.
- c. Determine proper place of handling.
- d. Have necessary containment and spill kits at handling place (location to be determined by owners and property management)
- e. Have proper Personal Protective Equipment (PPE) available and wear it prior to handling chemicals as necessary or as required.

- c. Use a high-pressure washer to break up any remaining material in the catch basins and cleanout boxes, while capturing resulting slurry with vacuum.
 - d. Once catch basins and clean out boxes are clean, clean any sediment that may remain within the pipes.
3. Clean-up
 - a. When vacuum truck is full of sediment take it to designated locations to dump all sediment out of the truck into a drying bed.
 - b. Wash down area before leaving the designated dump location.
4. Documentation
 - a. Document completed cleanup activities in "SWMP Inspection Report".
 - b. Record the amount of waste collected and number of catch basins cleaned and the area they were cleaned in. Keep any notes or comments of any problems encountered.
5. Frequency
 - a. Use inspection results and clean storm drain system when necessary. The Water Quality Unit should be pumped every 18 months or less if inspection deems it necessary.
6. Inspections
 - a. Inspections should occur three times a year or after a large storm event for the storm drain system.
 - b. Inspections should identify any flow obstructions, or damage to the system.
 - c. Inspections should identify any sediment buildup in pipes and clean out boxes. If more than 2" of sediment and debris is present in pipes or boxes then maintenance is needed.
 - d. Use inspections to ensure all SOPs are being followed.
 - e. Use inspection results to determine maintenance frequency.

STORAGE CHAMBER (UNDERGROUND DETENTION) (SOP)

General:

This SOP is not expected to cover all necessary procedure actions. This SOP is allowed to be changed in good judgment when it is necessary for the proper protection and containment of pollutants. Any Changes of routine operations must be amended in this SOP.

1. Preparation
 - a. Do visual inspection using inspection port located above chambers on isolator row.
 - b. Check for sediment build up within the system.
 - c. If sediment is present, use a stadia rod to determine sediment depth.
 - d. If necessary to enter any manhole or clean out box, follow all local and OSHA rules for entering a confined space.
2. Process

- b. Have garbage container emptied regularly to keep from overflowing. Special caution should be used for all lightweight trash because in the case of strong winds, this lightweight trash may be blown out of the garbage container. In this case, clean-up may be needed in roadways and/or landscape areas due to wind-blown debris.
 - c. Wash out dumpsters as needed to keep odors from becoming a problem. Wash water must not enter into any storm drain system.
4. Documentation
 - a. Document completed cleanup activities in "SWMP Inspection Report".
5. Frequency
 - a. Waste management should be ongoing at all times. Tenants and employees should ensure all waste is disposed of in dumpster containers and ready for pickup.
6. Inspections
 - a. Inspections should occur once a month.
 - b. Inspections should identify any damage to garbage containers, any cracks or holes which may allow waste to leak into roadways. (Replace container when necessary)
 - c. Inspections should ensure garbage containers are being used properly without overflowing container and lid is closed.
 - d. Use inspections to ensure all SOPs are being followed.

STORM WATER STORAGE AND CONVEYANCE SYSTEMS (SOP)

General:

This SOP is not expected to cover all necessary procedure actions. This SOP is allowed to be changed in good judgment when it is necessary for the proper protection and containment of pollutants. Any Changes of routine operations must be amended in this SOP.

1. Preparation
 - a. Inform owners, management, tenants and employees that the storm drain systems are not to be altered or obstructed in any way.
 - b. Clean sediment and trash off inlet grates.
 - c. Do visual inspection on outside of grate.
 - d. Check for broken parts of the system that may need to be replaced.
 - e. Do visual inspection inside cleanout boxes. (DO NOT ENTER ANY MANHOLE OR CLEANOUT BOX)
2. Process
 - a. Remove any large loose debris and sorbent materials with hand tools.
 - b. Clean system (pipes and boxes) using a high-powered vacuum truck to suck out standing water and sediment.

4. Documentation
 - a. Document completed cleanup activities in "SWMP Inspection Report".
 - b. Keep copies of MSDS sheets for all pesticides, fertilizers and other hazardous products used.
5. Frequency
 - a. Landscape maintenance should occur weekly during spring and summer months or whenever inspections deem it necessary.
 - b. During fall months leaves and foliage should be collected when inspections deem it necessary.
6. Inspections
 - a. Inspections should occur after each maintenance event.
 - b. Inspections should identify any leaves, clippings, or trimmings left in runoff areas.
 - c. Inspections should identify any possible fertilizers, pesticides or chemicals that may enter storm water system.
 - d. Use inspections to ensure all SOPs are being followed.
 - e. Use inspection results to alter maintenance frequency if necessary.

WASTE MANAGEMENT (SOP)

General:

This SOP is not expected to cover all necessary procedure actions. This SOP is allowed to be changed in good judgment when it is necessary for the proper protection and containment of pollutants. Any Changes of routine operations must be amended in this SOP.

1. Preparation
 - a. Proper disposal of trash includes placing waste materials in the designated dumpster receptacles provided on site. Materials such as oil, batteries (no alkaline), ink jet cartridges, cell phones, paint, etc., are considered household hazardous waste and must be disposed of at the Household Hazardous Waste (HHW) facility at the Trans-Jordan Landfill.
 - b. During collection hours ensure that tenants and employees do not park vehicles near collection container.
2. Process
 - a. Perform regular inspections of dumpster containers for leaks, and have repairs made immediately by responsible party.
 - b. Request/use trash dumpsters with lids and without drain holes.
 - c. Do not overfill container so that the lid will not close.
 - d. Keep lid on container closed to prevent trash from blowing out or container filling with water.
3. Clean-up
 - a. Keep areas around garbage container clean of all garbage and debris. (Keep it in the dumpster.)

LANDSCAPE MAINTENANCE (SOP)

General:

This SOP is not expected to cover all necessary procedure actions. This SOP is allowed to be changed in good judgment when it is necessary for the proper protection and containment of pollutants. Any Changes of routine operations must be amended in this SOP.

1. Preparation

- a. Train employees on proper use of equipment and chemicals.
- b. Make sure your state Chemical Handling Certification is complete and up-to-date before handling any chemicals.
- c. Calibrate fertilizer and pesticide application equipment to avoid excessive application.
- d. Use pesticides only if there is an actual pest problem.
- e. Time and apply the application of fertilizers, herbicides or pesticides to coincide with the manufacturer's recommendation for best results ("Read the Label").
- f. Know the weather conditions. Do not use pesticides if rain is expected within a 24-hour period. Apply pesticides only when wind speeds are low (less than 5 mph).

2. Process

- a. Keep clippings away from storm drain system.
- b. Follow the manufacturer's recommendations for mixing, application and disposal of fertilizer and pesticides. ("Read the Label").
- c. Do not mix or prepare pesticides for application near storm drains, preferably mix inside a protected area with impervious secondary containment so that spills or leaks will not contact soils.
- d. Employ techniques to minimize off-target application (e.g. spray drift, over broadcasting.) of pesticides and fertilizers.

3. Clean-up

- a. Sweep or blow small clippings into landscape areas or collect and properly dispose of in designated dumpsters provided on site.
- b. Dispose of large clippings in approved locations or containers per waste management sop.
- c. Sweep or blow pavements or sidewalks where fertilizers or other solid chemicals have fallen, back onto grassy areas before applying irrigation water. Insure that all fertilizers or other solid chemicals are completely cleaned off pavements or sidewalks following every application.
- d. Triple rinse pesticide and herbicide containers and use rinse water as product. Dispose of unused pesticide as hazardous waste. Do not rinse onto pavements or hardscape areas which may cause a downstream impact.
- e. Always follow all federal and state regulations governing use, storage and disposal of fertilizers, herbicides or pesticides and their containers. ("Read the Label")

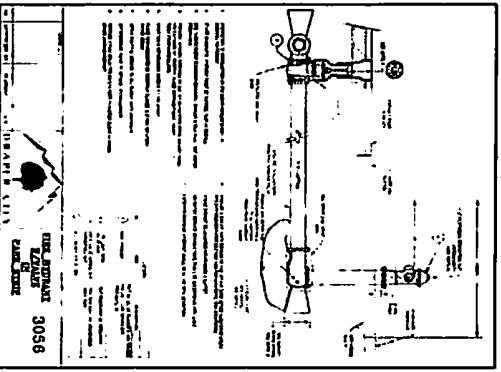
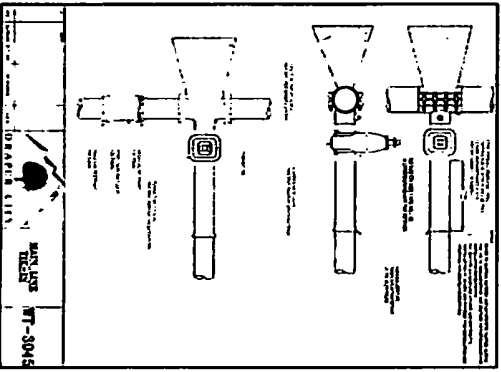
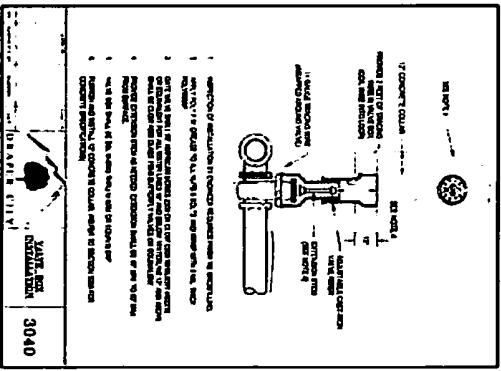
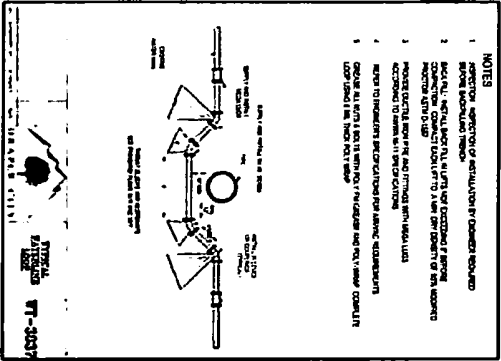
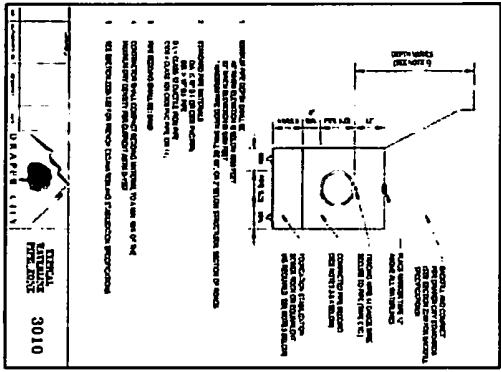
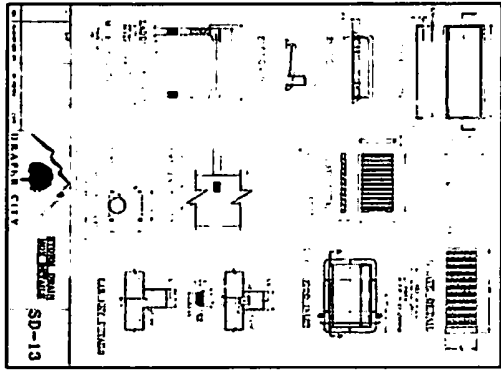
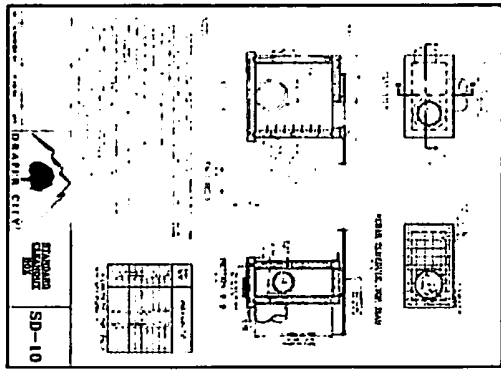
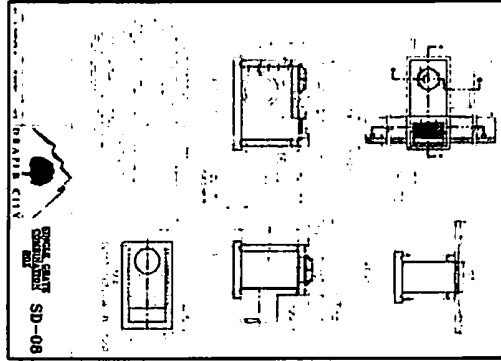
PRIVATE PARKING AND ROAD MAINTENANCE (SOP)

General:

This SOP is not expected to cover all necessary procedure actions. This SOP is allowed to be changed in good judgment when it is necessary for the proper protection and containment of pollutants. Any Changes of routine operations must be amended in this SOP.

1. Preparation
 - a. Inform employees and tenants of proper parking and road maintenance to reinforce proper housekeeping.
 - b. Restrict parking in areas to be swept prior to and during sweeping using regulations as necessary.
2. Process
 - a. Ensure that designated parking areas and drive aisles are clean and clear of debris and sediments.
 - b. Hand sweep sections of gutters in parking areas if soil and debris accumulate.
 - c. Pick-up litter as required to keep parking and roadway areas clean and orderly.
3. Clean-up
 - a. Dispose of debris and other materials removed from drive aisles and parking areas properly. Proper disposal of debris and other materials includes placing said materials in the designated receptacles provided on site. Materials such as oil, batteries, and other hazardous waste must be disposed of at a hazardous waste facility. (Many local auto parts stores will dispose of used oil and vehicle batteries.)
 - b. Do not store waste in locations where storm water could transport fines or liquids into the storm drain system.
4. Documentation
 - a. Document completed cleanup activities in "SWMP Inspection Report".
5. Frequency
 - a. Drive aisles should be swept once every two months and more frequently if inspections deem it necessary. Fall months will require street sweeping a minimum of once a month to prevent plant foliage from entering the storm drain system.
 - b. Parking areas should be swept monthly or when inspections deem it necessary.
6. Inspections
 - a. Inspections should occur once a month. Fall months will require a weekly inspection to ensure no plant foliage is in danger of entering or blocking the storm drain system.
 - b. Inspections should identify any debris, trash or sediment on roadways and parking areas.
 - c. Use inspections to ensure all SOPs are being followed.
 - d. Use inspection results to alter maintenance frequency if necessary.

APPENDIX B – SOPs



C-602

DATE: 01/11/11
 DRAWN BY: [Name]
 CHECKED BY: [Name]

DETAILS



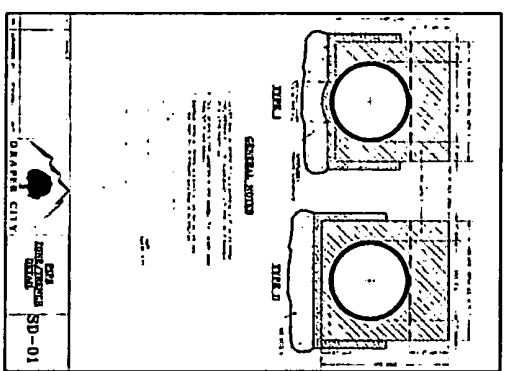
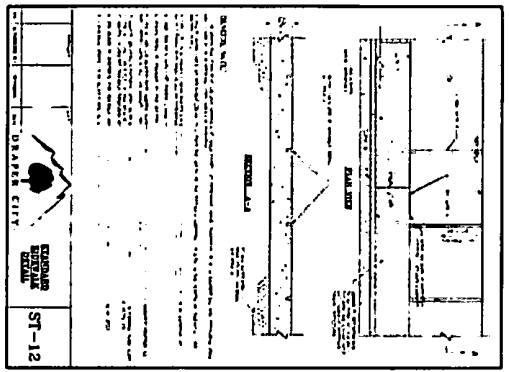
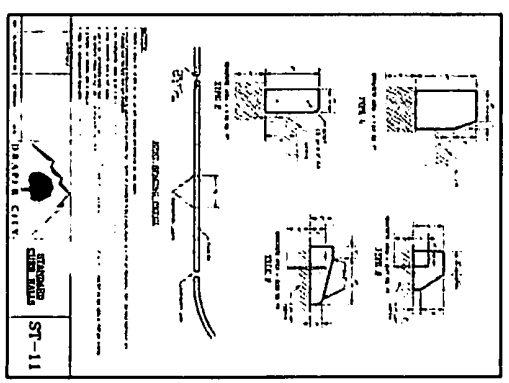
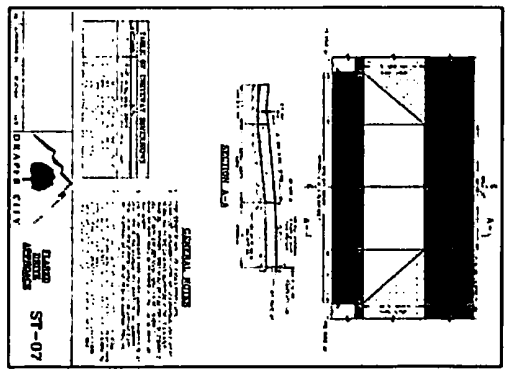
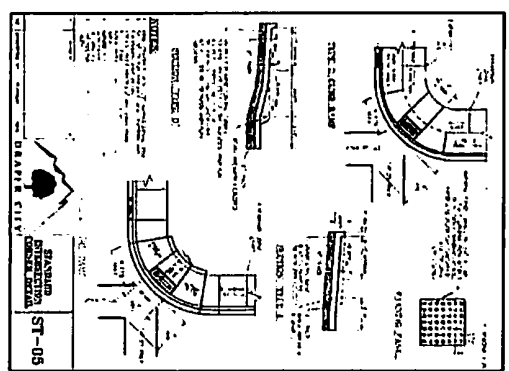
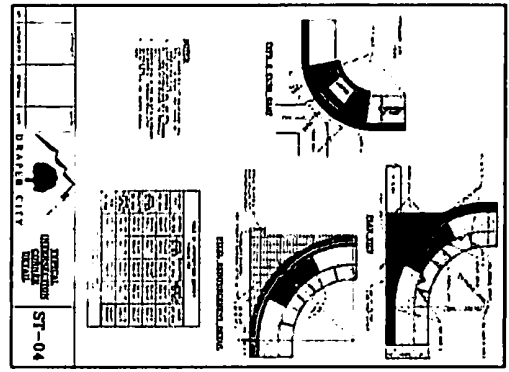
2011-08-25 CITY REVIEW

PLURALSIGHT OFFICE BUILDING

14647 SOUTH PLURALSIGHT WAY
 DRAPER, UT

PROJECT: PLURALSIGHT OFFICE BUILDING
 ARCHITECT: [Firm Name]
 DATE: 01/11/11

ENSIGN
 THE STANDARD OF INDEPENDENCE
 5401 S. LAMAR CITY
 DR. | 3400 S. 5400 W.
 SUITE 100 | 84119
 PHONE: 801.225.1800
 FAX: 801.225.1801
 WWW.ENSIGNARCHITECTURE.COM



SALT LAKE CITY
 1200 N. 1000 E., Suite 200
 Phone: (801) 552-5200
 FAX: (801) 552-5201
 LAYTON
 1000 N. 1100 W.
 Phone: (801) 552-5200
 CEDAR CITY
 Phone: (801) 552-5200
 KERRVILLE
 Phone: (801) 552-5200

PLURALSIGHT OFFICE BUILDING

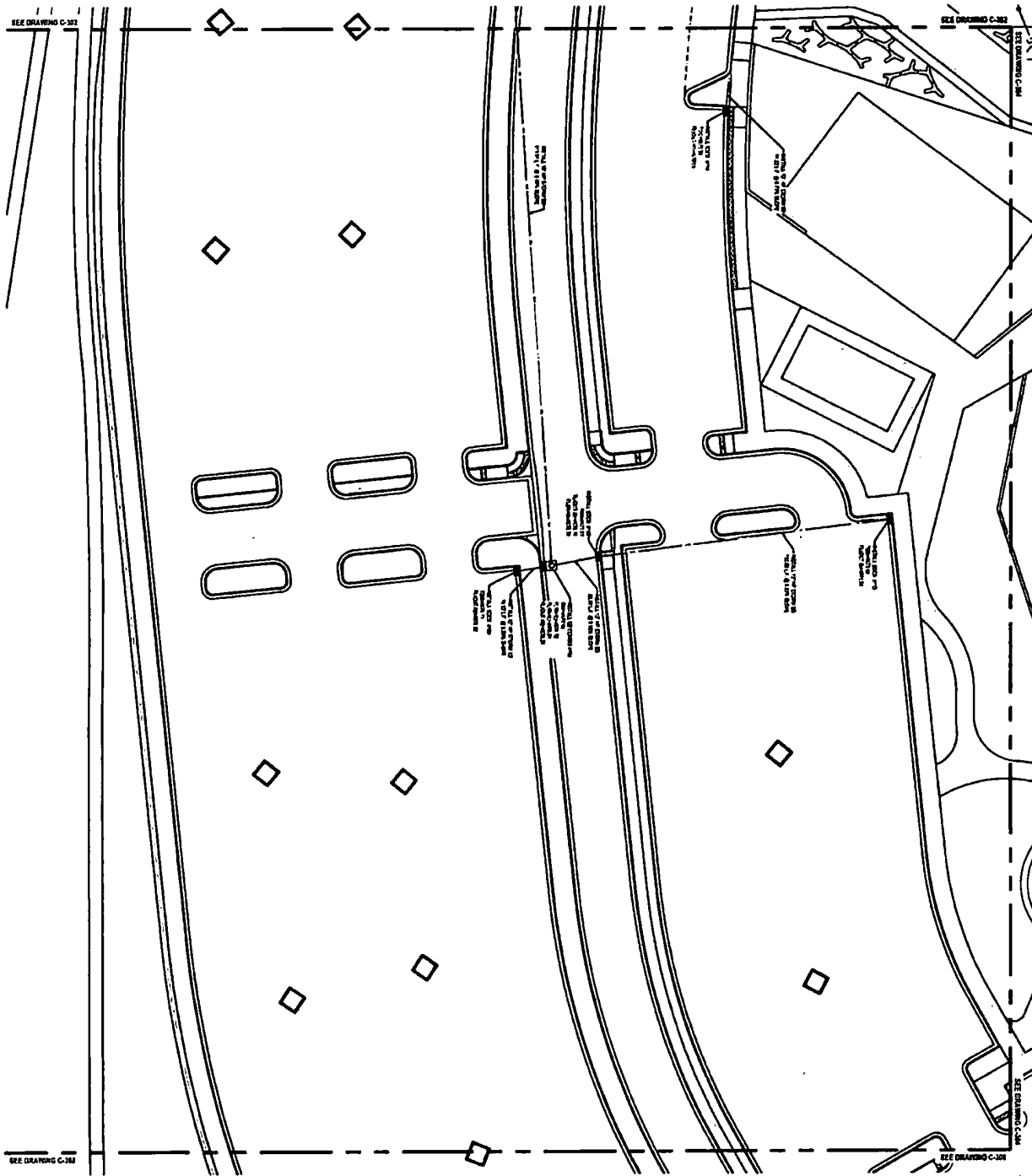
14647 SOUTH PLURALSIGHT WAY
 DRAPER, UT



DAVID L. SMITH
REGISTERED PROFESSIONAL ENGINEER
STATE OF UTAH

DETAILS

PROJECT NO. _____
 SHEET NO. _____
 CITY _____
 STATE _____
 DATE _____
C-601

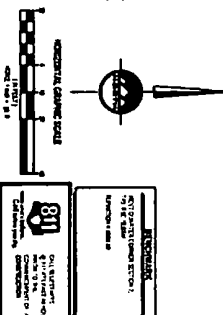


GENERAL NOTES

1. ALL CONSTRUCTION SHALL BE IN ACCORDANCE WITH THE LATEST EDITIONS OF THE UTAH CONSTRUCTION CODES AND THE UTAH STATE BUILDING CODE.
2. ALL CONSTRUCTION SHALL BE IN ACCORDANCE WITH THE LATEST EDITIONS OF THE UTAH CONSTRUCTION CODES AND THE UTAH STATE BUILDING CODE.
3. ALL CONSTRUCTION SHALL BE IN ACCORDANCE WITH THE LATEST EDITIONS OF THE UTAH CONSTRUCTION CODES AND THE UTAH STATE BUILDING CODE.
4. ALL CONSTRUCTION SHALL BE IN ACCORDANCE WITH THE LATEST EDITIONS OF THE UTAH CONSTRUCTION CODES AND THE UTAH STATE BUILDING CODE.
5. ALL CONSTRUCTION SHALL BE IN ACCORDANCE WITH THE LATEST EDITIONS OF THE UTAH CONSTRUCTION CODES AND THE UTAH STATE BUILDING CODE.
6. ALL CONSTRUCTION SHALL BE IN ACCORDANCE WITH THE LATEST EDITIONS OF THE UTAH CONSTRUCTION CODES AND THE UTAH STATE BUILDING CODE.
7. ALL CONSTRUCTION SHALL BE IN ACCORDANCE WITH THE LATEST EDITIONS OF THE UTAH CONSTRUCTION CODES AND THE UTAH STATE BUILDING CODE.
8. ALL CONSTRUCTION SHALL BE IN ACCORDANCE WITH THE LATEST EDITIONS OF THE UTAH CONSTRUCTION CODES AND THE UTAH STATE BUILDING CODE.
9. ALL CONSTRUCTION SHALL BE IN ACCORDANCE WITH THE LATEST EDITIONS OF THE UTAH CONSTRUCTION CODES AND THE UTAH STATE BUILDING CODE.
10. ALL CONSTRUCTION SHALL BE IN ACCORDANCE WITH THE LATEST EDITIONS OF THE UTAH CONSTRUCTION CODES AND THE UTAH STATE BUILDING CODE.

LEGEND

- 1. 1.0' x 1.0' x 1.0' CATCH BASIN WITH 1.0' DIA. MANHOLE
- 2. 1.0' x 1.0' x 1.0' CATCH BASIN WITH 1.0' DIA. MANHOLE
- 3. 1.0' x 1.0' x 1.0' CATCH BASIN WITH 1.0' DIA. MANHOLE
- 4. 1.0' x 1.0' x 1.0' CATCH BASIN WITH 1.0' DIA. MANHOLE
- 5. 1.0' x 1.0' x 1.0' CATCH BASIN WITH 1.0' DIA. MANHOLE
- 6. 1.0' x 1.0' x 1.0' CATCH BASIN WITH 1.0' DIA. MANHOLE
- 7. 1.0' x 1.0' x 1.0' CATCH BASIN WITH 1.0' DIA. MANHOLE
- 8. 1.0' x 1.0' x 1.0' CATCH BASIN WITH 1.0' DIA. MANHOLE
- 9. 1.0' x 1.0' x 1.0' CATCH BASIN WITH 1.0' DIA. MANHOLE
- 10. 1.0' x 1.0' x 1.0' CATCH BASIN WITH 1.0' DIA. MANHOLE



PLURALSIGHT OFFICE BUILDING

14647 SOUTH PLURALSIGHT WAY
DRAPER, UT

ENSGN
THE STANDARD IN PERFORMANCE

811

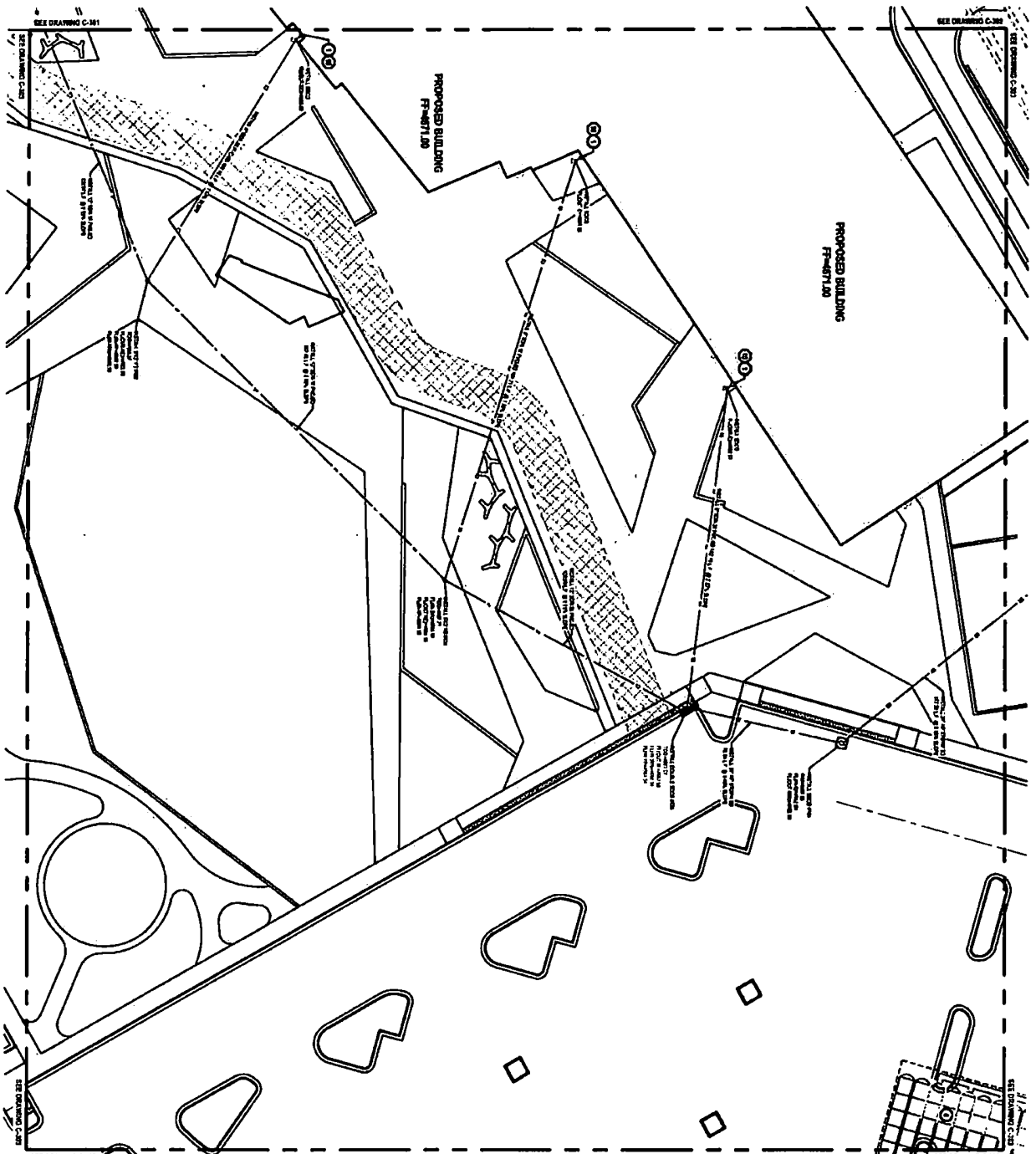
811 SOUTH PLURALSIGHT WAY
DRAPER, UT 84020

C-305

UTAH STATE SEAL

PLURALSIGHT CITY REVIEW

DRAINAGE PLAN



GENERAL NOTES:

1. ALL DIMENSIONS ARE TO FACE UNLESS OTHERWISE NOTED.
2. ALL DIMENSIONS ARE TO FACE UNLESS OTHERWISE NOTED.
3. ALL DIMENSIONS ARE TO FACE UNLESS OTHERWISE NOTED.
4. ALL DIMENSIONS ARE TO FACE UNLESS OTHERWISE NOTED.
5. ALL DIMENSIONS ARE TO FACE UNLESS OTHERWISE NOTED.
6. ALL DIMENSIONS ARE TO FACE UNLESS OTHERWISE NOTED.
7. ALL DIMENSIONS ARE TO FACE UNLESS OTHERWISE NOTED.
8. ALL DIMENSIONS ARE TO FACE UNLESS OTHERWISE NOTED.
9. ALL DIMENSIONS ARE TO FACE UNLESS OTHERWISE NOTED.
10. ALL DIMENSIONS ARE TO FACE UNLESS OTHERWISE NOTED.
11. ALL DIMENSIONS ARE TO FACE UNLESS OTHERWISE NOTED.
12. ALL DIMENSIONS ARE TO FACE UNLESS OTHERWISE NOTED.
13. ALL DIMENSIONS ARE TO FACE UNLESS OTHERWISE NOTED.
14. ALL DIMENSIONS ARE TO FACE UNLESS OTHERWISE NOTED.
15. ALL DIMENSIONS ARE TO FACE UNLESS OTHERWISE NOTED.
16. ALL DIMENSIONS ARE TO FACE UNLESS OTHERWISE NOTED.
17. ALL DIMENSIONS ARE TO FACE UNLESS OTHERWISE NOTED.
18. ALL DIMENSIONS ARE TO FACE UNLESS OTHERWISE NOTED.
19. ALL DIMENSIONS ARE TO FACE UNLESS OTHERWISE NOTED.
20. ALL DIMENSIONS ARE TO FACE UNLESS OTHERWISE NOTED.

- NOTES:**
1. ALL DIMENSIONS ARE TO FACE UNLESS OTHERWISE NOTED.
 2. ALL DIMENSIONS ARE TO FACE UNLESS OTHERWISE NOTED.
 3. ALL DIMENSIONS ARE TO FACE UNLESS OTHERWISE NOTED.
 4. ALL DIMENSIONS ARE TO FACE UNLESS OTHERWISE NOTED.
 5. ALL DIMENSIONS ARE TO FACE UNLESS OTHERWISE NOTED.
 6. ALL DIMENSIONS ARE TO FACE UNLESS OTHERWISE NOTED.
 7. ALL DIMENSIONS ARE TO FACE UNLESS OTHERWISE NOTED.
 8. ALL DIMENSIONS ARE TO FACE UNLESS OTHERWISE NOTED.
 9. ALL DIMENSIONS ARE TO FACE UNLESS OTHERWISE NOTED.
 10. ALL DIMENSIONS ARE TO FACE UNLESS OTHERWISE NOTED.
 11. ALL DIMENSIONS ARE TO FACE UNLESS OTHERWISE NOTED.
 12. ALL DIMENSIONS ARE TO FACE UNLESS OTHERWISE NOTED.
 13. ALL DIMENSIONS ARE TO FACE UNLESS OTHERWISE NOTED.
 14. ALL DIMENSIONS ARE TO FACE UNLESS OTHERWISE NOTED.
 15. ALL DIMENSIONS ARE TO FACE UNLESS OTHERWISE NOTED.
 16. ALL DIMENSIONS ARE TO FACE UNLESS OTHERWISE NOTED.
 17. ALL DIMENSIONS ARE TO FACE UNLESS OTHERWISE NOTED.
 18. ALL DIMENSIONS ARE TO FACE UNLESS OTHERWISE NOTED.
 19. ALL DIMENSIONS ARE TO FACE UNLESS OTHERWISE NOTED.
 20. ALL DIMENSIONS ARE TO FACE UNLESS OTHERWISE NOTED.

VERTICAL CURVE DATA

1. ALL DIMENSIONS ARE TO FACE UNLESS OTHERWISE NOTED.

2. ALL DIMENSIONS ARE TO FACE UNLESS OTHERWISE NOTED.

3. ALL DIMENSIONS ARE TO FACE UNLESS OTHERWISE NOTED.

4. ALL DIMENSIONS ARE TO FACE UNLESS OTHERWISE NOTED.

5. ALL DIMENSIONS ARE TO FACE UNLESS OTHERWISE NOTED.

6. ALL DIMENSIONS ARE TO FACE UNLESS OTHERWISE NOTED.

7. ALL DIMENSIONS ARE TO FACE UNLESS OTHERWISE NOTED.

8. ALL DIMENSIONS ARE TO FACE UNLESS OTHERWISE NOTED.

9. ALL DIMENSIONS ARE TO FACE UNLESS OTHERWISE NOTED.

10. ALL DIMENSIONS ARE TO FACE UNLESS OTHERWISE NOTED.

11. ALL DIMENSIONS ARE TO FACE UNLESS OTHERWISE NOTED.

12. ALL DIMENSIONS ARE TO FACE UNLESS OTHERWISE NOTED.

13. ALL DIMENSIONS ARE TO FACE UNLESS OTHERWISE NOTED.

14. ALL DIMENSIONS ARE TO FACE UNLESS OTHERWISE NOTED.

15. ALL DIMENSIONS ARE TO FACE UNLESS OTHERWISE NOTED.

16. ALL DIMENSIONS ARE TO FACE UNLESS OTHERWISE NOTED.

17. ALL DIMENSIONS ARE TO FACE UNLESS OTHERWISE NOTED.

18. ALL DIMENSIONS ARE TO FACE UNLESS OTHERWISE NOTED.

19. ALL DIMENSIONS ARE TO FACE UNLESS OTHERWISE NOTED.

20. ALL DIMENSIONS ARE TO FACE UNLESS OTHERWISE NOTED.



ENSIGN
THE STANDARD IN PROGRESS

3447 LANE CITY
4TH, 1000 L, 3RD FLOOR
DENVER, CO 80202
PHONE: 303.733.2529
FAX: 303.733.2530

LATVIM
PHONE: 303.733.1100

PROJECT: 14847 SOUTH PLURALSIGHT WAY
OWNER: PLURALSIGHT
ARCHITECT: ENSIGN
PHONE: 303.733.2529

PLURALSIGHT OFFICE BUILDING

14847 SOUTH PLURALSIGHT WAY
DRAPER, UT



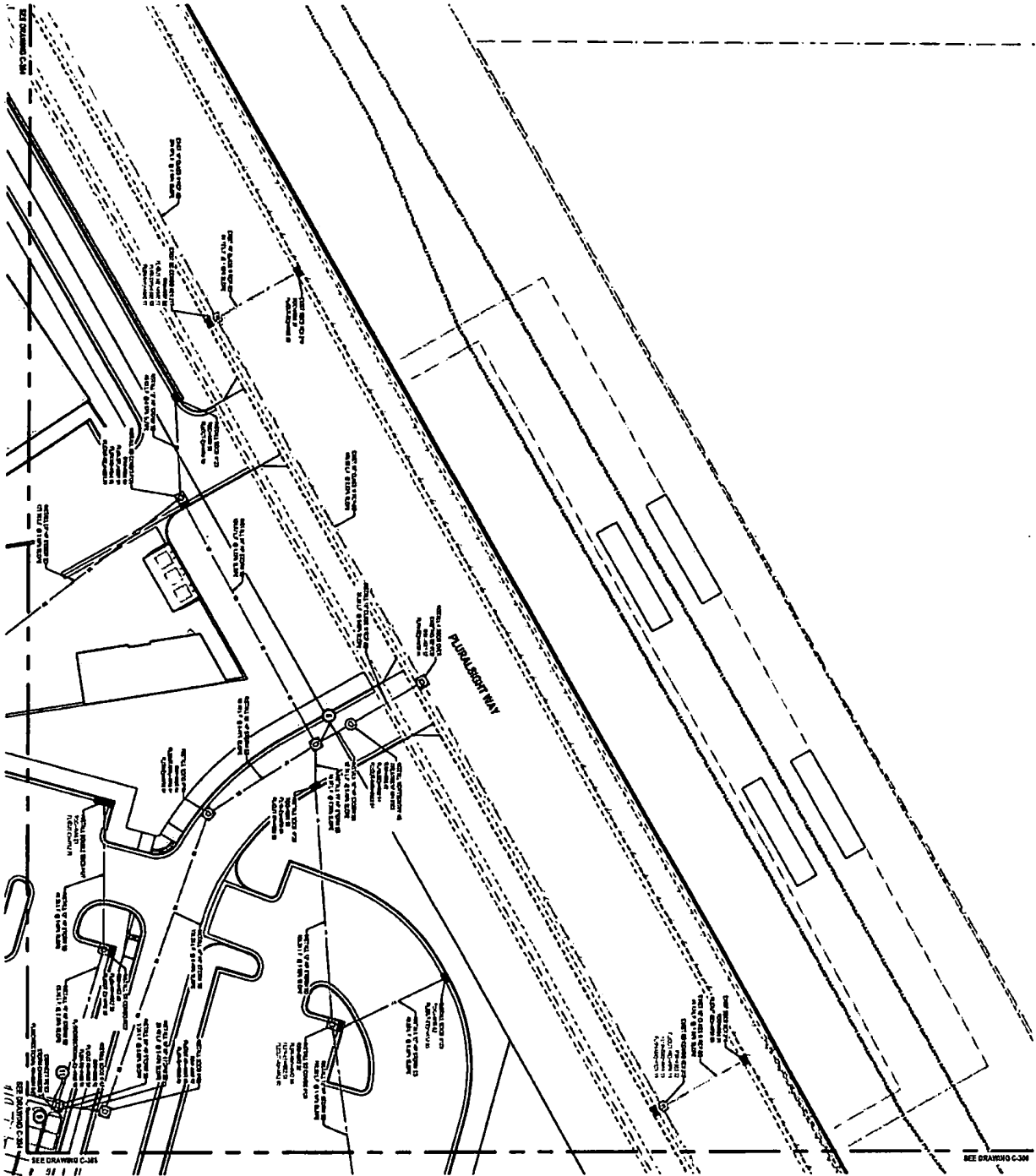
PHILIP B. STYRENS
REGISTERED PROFESSIONAL ENGINEER
No. 12345
Exp. 12/31/2025

DISBURSE PLAN

DATE: 12/31/2025

BY: [Signature]

C-304



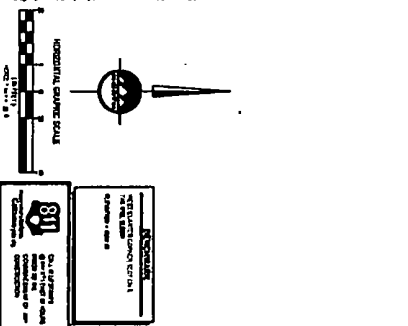
SEE DRAWING C-301

SEE DRAWING C-302

SEE DRAWING C-303

- GENERAL NOTES:**
1. ALL WORK SHALL BE IN ACCORDANCE WITH THE CITY OF SALT LAKE CITY STANDARD SPECIFICATIONS FOR CONSTRUCTION.
 2. THE CONTRACTOR SHALL BE RESPONSIBLE FOR OBTAINING ALL NECESSARY PERMITS AND APPROVALS FROM THE CITY OF SALT LAKE CITY AND THE UTAH DEPARTMENT OF HERITAGE AND ARTS.
 3. THE CONTRACTOR SHALL MAINTAIN ACCESS TO ALL ADJACENT PROPERTIES AND UTILITIES AT ALL TIMES.
 4. THE CONTRACTOR SHALL BE RESPONSIBLE FOR PROTECTING ALL EXISTING UTILITIES AND STRUCTURES.
 5. THE CONTRACTOR SHALL MAINTAIN ADEQUATE EROSION CONTROL MEASURES THROUGHOUT THE CONSTRUCTION PERIOD.
 6. THE CONTRACTOR SHALL MAINTAIN ADEQUATE DRAINAGE SYSTEMS THROUGHOUT THE CONSTRUCTION PERIOD.
 7. THE CONTRACTOR SHALL MAINTAIN ADEQUATE ACCESS TO ALL ADJACENT PROPERTIES AND UTILITIES AT ALL TIMES.
 8. THE CONTRACTOR SHALL MAINTAIN ADEQUATE SAFETY MEASURES THROUGHOUT THE CONSTRUCTION PERIOD.
 9. THE CONTRACTOR SHALL MAINTAIN ADEQUATE RECORDS OF ALL CONSTRUCTION ACTIVITIES.
 10. THE CONTRACTOR SHALL MAINTAIN ADEQUATE COMMUNICATIONS THROUGHOUT THE CONSTRUCTION PERIOD.
 11. THE CONTRACTOR SHALL MAINTAIN ADEQUATE RECORDS OF ALL CONSTRUCTION ACTIVITIES.
 12. THE CONTRACTOR SHALL MAINTAIN ADEQUATE COMMUNICATIONS THROUGHOUT THE CONSTRUCTION PERIOD.

- NOTES:**
1. SEE DRAWING C-301 FOR GENERAL NOTES.
 2. SEE DRAWING C-302 FOR GENERAL NOTES.
 3. SEE DRAWING C-303 FOR GENERAL NOTES.
 4. SEE DRAWING C-304 FOR GENERAL NOTES.
 5. SEE DRAWING C-305 FOR GENERAL NOTES.
 6. SEE DRAWING C-306 FOR GENERAL NOTES.
 7. SEE DRAWING C-307 FOR GENERAL NOTES.
 8. SEE DRAWING C-308 FOR GENERAL NOTES.
 9. SEE DRAWING C-309 FOR GENERAL NOTES.
 10. SEE DRAWING C-310 FOR GENERAL NOTES.
 11. SEE DRAWING C-311 FOR GENERAL NOTES.
 12. SEE DRAWING C-312 FOR GENERAL NOTES.
 13. SEE DRAWING C-313 FOR GENERAL NOTES.
 14. SEE DRAWING C-314 FOR GENERAL NOTES.
 15. SEE DRAWING C-315 FOR GENERAL NOTES.
 16. SEE DRAWING C-316 FOR GENERAL NOTES.
 17. SEE DRAWING C-317 FOR GENERAL NOTES.
 18. SEE DRAWING C-318 FOR GENERAL NOTES.
 19. SEE DRAWING C-319 FOR GENERAL NOTES.
 20. SEE DRAWING C-320 FOR GENERAL NOTES.





ENSIGN
THE STANDARD IN INSURANCE

SALT LAKE CITY
44 W. 1000 S., SUITE 200
SALT LAKE CITY, UT 84119
PHONE: 313.333.3333
FAX: 313.333.3333
WWW.ENSIGNINSURANCE.COM

PLURALSIGHT OFFICE BUILDING

14647 SOUTH PLURALSIGHT WAY
DRAPER, UT

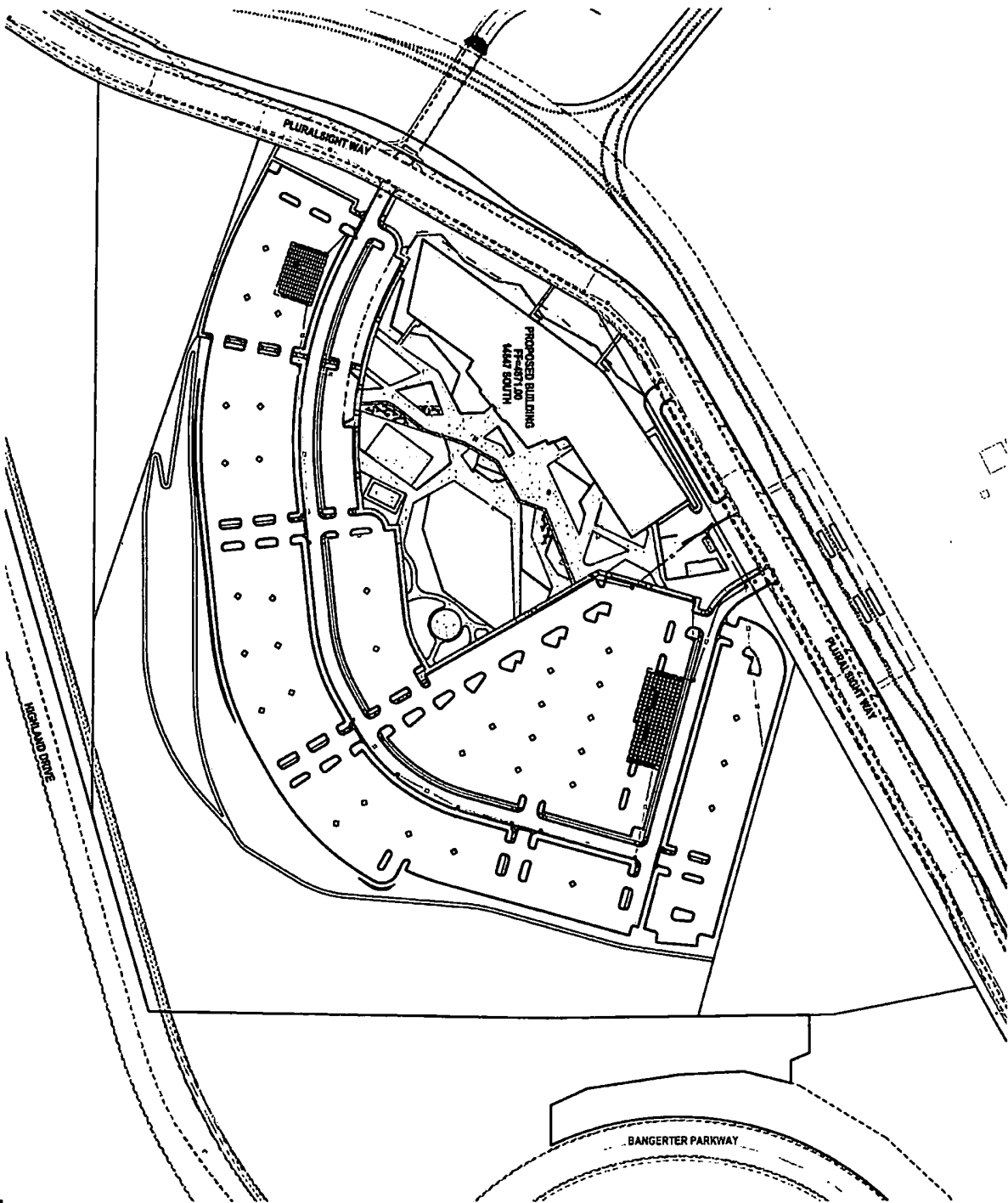


2018-2019 CITY DESIGN

DESIGNER: PLAIN

DATE: 11/15/18

PROJECT NO: C-303



GENERAL NOTES

1. ALL CONSTRUCTION SHALL BE IN ACCORDANCE WITH THE LATEST EDITIONS OF THE UTAH CONSTRUCTION CODE AND THE UTAH ELECTRICAL CODE.
2. ALL MATERIALS SHALL BE OF THE BEST QUALITY AVAILABLE AND SHALL BE SUBJECT TO INSPECTION AND APPROVAL BY THE LOCAL BUILDING DEPARTMENT.
3. THE CONTRACTOR SHALL BE RESPONSIBLE FOR OBTAINING ALL NECESSARY PERMITS AND APPROVALS FROM THE LOCAL BUILDING DEPARTMENT AND THE LOCAL HEALTH DEPARTMENT.
4. THE CONTRACTOR SHALL MAINTAIN ACCESS TO ALL ADJACENT PROPERTIES AT ALL TIMES.
5. THE CONTRACTOR SHALL BE RESPONSIBLE FOR PROTECTING ALL EXISTING UTILITIES AND STRUCTURES ON THE SITE.
6. ALL UTILITIES SHALL BE DEPTH MARKED AND IDENTIFIED PRIOR TO CONSTRUCTION.
7. THE CONTRACTOR SHALL MAINTAIN ADEQUATE DRAINAGE AND EROSION CONTROL MEASURES THROUGHOUT CONSTRUCTION.
8. ALL CONSTRUCTION SHALL BE COMPLETED WITHIN THE SPECIFIED TIME FRAME.
9. THE CONTRACTOR SHALL BE RESPONSIBLE FOR OBTAINING ALL NECESSARY INSURANCE COVERAGE.
10. ALL MATERIALS SHALL BE STORED PROPERLY ON THE SITE.
11. THE CONTRACTOR SHALL MAINTAIN ADEQUATE SAFETY MEASURES THROUGHOUT CONSTRUCTION.
12. ALL CONSTRUCTION SHALL BE IN ACCORDANCE WITH THE LATEST EDITIONS OF THE UTAH CONSTRUCTION CODE AND THE UTAH ELECTRICAL CODE.

831
 CIVIL ENGINEERING
 14647 SOUTH PLURALSIGHT WAY
 DRAPER, UT 84020
 PHONE: (801) 225-0279
 FAX: (801) 225-0278
 WWW: WWW.831.COM

DRAPER CITY REVIEW

PLURALSIGHT OFFICE BUILDING

14647 SOUTH PLURALSIGHT WAY
DRAPER, UT

ENGIN
THE ENGINEERING EXPERTS

OVERALL PACKAGE PLAN

C-300

DATE: 08/11/10
 DRAWN BY: [Name]
 CHECKED BY: [Name]
 PROJECT NO: [Number]

APPENDIX A – SITE DRAWINGS AND DETAILS

SECTION 6: APPENDICES

Appendix A- Site Drawings and Details

Appendix B- SOPs

Appendix C- SWMP Recordkeeping Documents

SECTION 4: TRAINING

The owners and property management will ensure that their employees know and understand the SOPs so that the operations necessary on this property will effectively protect all water that could leave the site and enter into the City's storm drain system. This training record is kept in Appendix C.

SECTION 5: RECORDKEEPING

The owners and property management will keep a record of operation activities in accordance with SOPs written specifically for this property to show compliance with the MS4 Permit. All information showing compliance with this Plan is also kept in Appendix C.

There are two separate underground detention galleries located on the site, it will be the responsibility of the owners and property management to inspect and maintain each of these galleries to ensure they are clean and able to operate properly. Each detention gallery also has a storm drain box with a sump designed to capture sediment before entering into the underground detention galleries. The owners and property management will need to inspect and maintain these boxes along with the detention galleries. The owners and property management must ensure all inlet boxes are cleared of all debris and obstructions that may prevent storm water flow. For the storm water system to operate properly all parts of the system must be clear to operate freely. Therefore, the entire storm water system will require regular routine maintenance to be effective. The Storm Water Storage and Conveyance Systems SOP is included in Appendix B.

Spill Response

All properties are prone to accidents and spills and these pollutants can get washed to the storm drain system. It is vital that these spills are properly cleaned and disposed of. The Spill Response SOP is written to explain how spills must be cleaned up. This is included in Appendix B.

SECTION 3: DESCRIPTION OF SITE SYSTEMS, AND OPERATIONS AND THEIR CONTRIBUTION OR PREVENTION OF POLLUTANTS

The following operations and site systems are exposed and the associated pollutants can enter the storm drain system or blow off the site. The following site design and SOPs together will prevent these pollutants from leaving this site. All other site operations are performed inside only where the waste material is disposed in accordance to the regulated receiving facilities. The SOPs for the exposed operations are filed in Appendix B.

Private Parking and Road Maintenance

The parking and drive aisles on this site drain to the storm drain inlets located throughout the site. These inlets are very efficient at collecting water and unfortunately, other debris as well, such as dirt and leaves. This necessitates sweeping programs to remove these pollutants before they can enter into the stormwater system. Since the parking and drive aisles on this site are private, it is the responsibility of the owners and property management to schedule all maintenance and sweeping programs throughout the parking and drive aisle areas. The SOP for Private Parking and Road Maintenance is included in Appendix B.

Landscape Maintenance

This property has grass and shrubbery located around the buildings which will require regular maintenance, as well as curb islands located throughout the site. All of these areas will require regular maintenance. This involves mowing, sweeping, pruning, and the use of fertilizers, and pesticides. The resulting debris and waste from these maintenance activities will be carried into the stormwater system if not picked up during regular maintenance. The SOP for Landscape Maintenance is included in Appendix B.

Waste Management

The site has a large dumpster located just east of the northeast corner of the proposed office building. It will be the responsibility of the owners and property management to ensure all waste is disposed of properly. Inspecting, maintaining, and ensuring proper use of garbage dumpsters will be the responsibility the owners and property management. The Waste Management SOP designed to minimize this problem is included in Appendix B.

Storm Water Storage and Conveyance Systems

This site's stormwater system consists of mostly curb and gutter, inlets, and underground piping. All stormwater is directed to the existing storm water drainage system located in Pluralsight Way. Throughout the site there are various storm drain inlet boxes located in the asphalt and landscaping areas. These are designed to collect storm runoff from the site, to prevent flooding of any structural buildings on site. These inlet boxes must be protected and care should be taken to prevent dumping of any kind. These inlets are for storm drain runoff only and should not be used as a dumping area under any circumstances.

SECTION 2: POLLUTANTS AND SOURCES

	Sediment	Nutrients	Heavy Metals	pH (acids and bases)	Pesticides & Herbicides	Oil & Grease	Bacteria & Viruses	Trash, Debris, Solids	Other pollutant	Notes
Pollutant Sources										
Parking and Pavement Areas	√	√	√	√	√	√	√	√		
Landscaping Maintenance	√	√			√		√	√		
Waste Management		√	√	√			√	√		
Storm Water Conveyance Systems	√	√	√	√	√	√	√	√		
Spill Response			√			√		√	√	