

When recorded, mail to:

Lehi City Recorder
153 North 100 East
Lehi City, UT 84043

Affects Parcel No(s): _____

LONG-TERM STORMWATER MANAGEMENT AGREEMENT

This Long-Term Stormwater Management Agreement ("Agreement") is made and entered into this 11th day of February, 20 20, by and between Lehi City, a Utah municipal corporation ("City"), and a Troy Development LLC a limited liability corporation ("Owner").

RECITALS

WHEREAS, the City is authorized and required to regulate and control the disposition of storm and surface waters within the City, as set forth in the Lehi City Stormwater Ordinance, as amended ("Ordinance"), adopted pursuant to the Utah Water Quality Act, as set forth in *Utah Code Ann. §§ 19-5-101, et seq.*, as amended ("Act"); and

WHEREAS, the Owner hereby represents and acknowledges that it is the owner in fee simple of certain real property more particularly described in Exhibit "A," attached hereto and incorporated herein by this reference ("Property"); and

WHEREAS, the Owner desires to build or develop the Property and/or to conduct certain regulated construction activities on the Property which will alter existing storm and surface water conditions on the Property and/or adjacent lands; and

WHEREAS, in order to accommodate and regulate these anticipated changes in existing storm and surface water flow conditions, the Owner is required to build and maintain at Owner's expense a storm and surface water management facility or improvements ("Stormwater Facilities"); and

WHEREAS, the Stormwater Facilities are more particularly described and shown in the final site plan or subdivision approved for the Property and related engineering drawings, and any amendments thereto, which plans and drawings are on file with the City and are hereby incorporated herein by this reference (“Development Plan”); and

WHEREAS, a summary description of all Stormwater Facilities, details and all appurtenance draining to and affecting the Stormwater Facilities and establishing the standard operation and routine maintenance procedures for the Stormwater Facilities, and control measures installed on the Property, (“Long-Term Stormwater Management Plan” or “LTSWMP”) are more particularly shown in Exhibit “B” on file with the Lehi City Recorder and,

WHEREAS, as a condition of Development Plan approval, and as required as part of the City’s Small MS4 UPDES General Permit from the State of Utah, the Owner is required to enter into this Agreement establishing a means of documenting the execution of the Long-Term Stormwater Management Plan;

NOW, THEREFORE, in consideration of the benefits received and to be received by the Owner, its successors and assigns, as a result of the City’s approval of the Long-Term Stormwater Management Plan, and the mutual covenants contained herein, the parties agree as follows:

Section 1

Construction of Stormwater Facilities. The Owner shall, at its sole cost and expense, construct the Stormwater Facilities in accordance with the Development Plans and specifications, and any amendments thereto which have been approved by the City.

Section 2

Maintenance of Stormwater Facilities. The Owner shall, at its sole cost and expense, adequately maintain the Stormwater Facilities. Owner’s maintenance obligations shall include all system and appurtenance built to convey stormwater, as well as all structures, improvements, and vegetation provided to control the quantity and quality of the stormwater. Adequate maintenance, for purposes of this Agreement, is defined as good working condition so that the Stormwater Facilities are performing their design functions. The Owner shall, at its sole cost and expense, perform all work necessary to keep the Stormwater Facilities in good working condition.

Section 3

Annual Maintenance Report of Stormwater Facilities. The Owner shall, at its sole cost and expense, inspect the Stormwater Facilities and submit an inspection report and certification to the City annually. The purpose of the inspection and certification is to assure safe and proper functioning of the Stormwater Facilities. The annual inspection shall cover all aspects of the Stormwater Facilities, including, but not limited to, the parking lots, structural improvements, berms, channels, outlet structure, pond areas, access roads, vegetation, landscaping, etc. Deficiencies shall be noted in the inspection report. The report shall also contain a certification as to whether adequate

maintenance has been performed and whether the structural controls are operating as designed to protect water quality. The annual inspection report and certification shall be due by June 30th of each year and shall be on forms acceptable to the City.

Section 4

City Oversight Inspection Authority. The Owner hereby grants permission to the City, its authorized agents and employees, to enter upon the Property and to inspect the Stormwater Facilities upon reasonable notice not less than three (3) business days to the Owner. Such inspections shall be conducted in a reasonable manner and at reasonable times, as determined appropriate by the City. The purpose of the inspection shall be to determine and ensure that the Stormwater Facilities are being adequately maintained, are continuing to perform in an adequate manner, and are in compliance with the Act, the Ordinance, and the Long-Term Stormwater Management Plan.

Section 5

Notice of Deficiencies. If the City finds that the Stormwater Facilities contain any defects or are not being maintained adequately, the City shall send the Owner written notice of the defects or deficiencies and provide Owner with a reasonable time, but not less than sixty (60) days, to cure such defects or deficiencies. Such notice shall be confirmed delivery to the Owner or sent certified mail to the Owner at the address listed on the records of the Utah County Tax Assessor.

Section 6

Owner to Make Repairs. The Owner shall, at its sole cost and expense, make such repairs, changes or modifications to the Stormwater Facilities as may be determined as reasonably necessary by the City within the required cure period to ensure that the Stormwater Facilities are adequately maintained and continue to operate as designed and approved.

Section 7

City's Corrective Action Authority. In the event the Owner fails to adequately maintain the Stormwater Facilities in good working condition acceptable to the City, after due notice of the deficiencies as provided in Section 5 and failure to cure, then, upon Owner's failure to cure or correct within thirty (30) days following a second notice delivered to Owner, the City may issue a Citation punishable as a Misdemeanor in addition to any EPA fine. The City may also give written notice that the facility storm drain connection will be disconnected. Any damage resulting from the disconnection is subject to the foregoing cure periods. It is expressly understood and agreed that the City is under no obligation to maintain or repair the Stormwater Facilities, and in no event shall this Agreement be construed to impose any such obligation on the City. The actions described in this Section are in addition to and not in lieu of any and all equitable remedies available to the City as provided by law for the Owner's failure to remedy deficiencies or any other failure to perform under the terms and conditions of this Agreement.

Section 8

Reimbursement of Costs. In the event the City, pursuant to this Agreement, incurs any costs, or expends any funds resulting from enforcement or cost for labor, use of equipment, supplies, materials, and the like related to storm drain disconnection from the city system, the Owner shall reimburse the City upon demand, within thirty (30) days of receipt thereof for all actual costs incurred by the City. After the thirty (30) days, such amount shall be deemed delinquent and shall be subject to interest at the rate of ten percent (10%) per annum. The Owner shall also be liable for any collection costs, including attorneys' fees and court costs, incurred by the City in collection of delinquent payments.

Section 9

Successor and Assigns. This Agreement shall be recorded in the Utah County Recorder's Office and the covenants and agreements contained herein shall run with the land. Whenever the Property shall be held, sold, conveyed or otherwise transferred, it shall be subject to the covenants, stipulations, agreements and provisions of this Agreement which shall apply to, bind and be obligatory upon the Owner hereto, its successors and assigns, and shall bind all present and subsequent owners of the Property described herein.

Section 10

Severability Clause. The provisions of this Agreement shall be severable and if any phrase, clause, sentence or provision is declared unconstitutional, or the applicability thereof to the Owner, its successors and assigns, is held invalid, the remainder of this Agreement shall not be affected thereby.

Section 11

Utah Law and Venue. This Agreement shall be interpreted under the laws of the State of Utah. Any and all suits for any claims or for any and every breach or dispute arising out of this Agreement shall be maintained in the appropriate court of competent jurisdiction in Utah County, Utah.

Section 12

Indemnification. This Agreement imposes no liability of any kind whatsoever on the City, and the Owner agrees to hold the City harmless from any liability in the event the Stormwater Facilities fail to operate properly. The Owner shall indemnify and hold the City harmless for any and all damages, accidents, casualties, occurrences, or claims which might arise or be asserted against the City from failure of the Owner to comply with its obligations under this Agreement relating to the Stormwater Facilities.

Section 13

Amendments. This Agreement shall not be modified except by written instrument executed by the City and the Owner of the Property at the time of modification. No modification shall be effective until recorded in the Utah County Recorder's Office.

Section 14

Subordination Requirement. If there is a lien, trust deed or other property interest recorded against the Property, the trustee, lien holder, etc., shall be required to execute a subordination agreement or other acceptable recorded document agreeing to subordinate their interest to this Agreement.

Section 15

Exhibit B. The Long-Term Stormwater Management Plan (LTSWMP) must adapt to change in good judgment when site conditions and operations change and when existing programs are ineffective. Exhibit B will not be filed with this Agreement at the County Recorder but is included by this reference and shall kept on file with the City Recorder. Revision applications must be filed with the City Stormwater Division and amended into the LTSWMP on file with the Lehi City recorder.

STORMWATER FACILITIES MAINTENANCE AGREEMENT

SO AGREED this 11th day of February 2020.


PROPERTY OWNER

By: [Signature] Title: secretary
By: _____ Title: _____

STATE OF UTAH)
) :SS.
COUNTY OF UTAH)

The above instrument was acknowledged before me by Kevin Anglesky, this 11th day of February, 2020.

[Signature]
Notary Public
Residing in: Salt Lake County
My commission expires: 4/11/2023



LEHI CITY

By: [Signature] Date: 2/24/2020
Mayor

Attest: [Signature]
City Recorder



STATE OF UTAH)
) :SS.
COUNTY OF UTAH)

The above instrument was acknowledged before me by Mark Johnson, this 24 day of February, 2020.

[Signature]
Notary Public
Residing in: Lehi
My commission expires: 06-01-21



Attachments:

Exhibit A: Plat and Legal Description

Exhibit B: Long-Term Stormwater Management Plan, on file with the Lehi City Recorder

EXHIBIT A ENT 23549 : 2020 PG 8 of 41

All parcels of

Holbrook Place Phase 3

A portion of the Southeast $\frac{1}{4}$ of Section 35, Township 4 South, Range 1 West, Salt Lake Base & Meridian, Lehi, Utah

PROPERTY DESCRIPTION

HOLBROOK PLACE PHASE 3, being more particularly described as follows:

A portion of the Southeast quarter of Section 35, Township 4 South, Range 1 West, Salt Lake Base and Meridian, Lehi City, Utah, more particularly described as follows:

Beginning at a point located North 00°07'50" East along the section line 16.50 feet from the Southeast corner of Section 35, Township 4 South, Range 1 West, Salt Lake Base and Meridian; thence South 89°57'58" West 546.27 feet; thence North 00°02'02" West 221.50 feet; thence South 89°57'58" West 15.71 feet; thence North 00°07'50" East 109.80 feet; thence North 89°57'58" East 314.61 feet; thence South 00°07'50" West 70.42 feet; thence South 89°52'10" East 56.00 feet; thence North 89°57'58" East 192.00 feet to the section line; thence South 00°07'50" West along the section line 260.72 feet to the point of beginning.

Tax Id No.: 58-005-0084

EXHIBIT B

ENT 23549 : 2020 PG 11 of 41

Long-Term Stormwater Management Plan

for:

Holbrook Place Phase 3

Lehi City, Utah

Owner: Ivory Development LLC
879 Woodoak Lane,
Salt Lake City, Utah, 84117
801-747-7440

Maintenance Contact: CCMC Joe Walters
13894 South Bangerter Parkway Suite 200
Draper, Utah, 84020
Telephone Number
jwalters@ccmcnet.com

PURPOSE AND RESPONSIBILITY

As required by the Clean Water Act and resultant local regulations, including the Lehi Municipal Separate Storm Sewer Systems (MS4) Permit, those who develop land are required to build and maintain systems to minimize litter and contaminants in stormwater runoff that pollute waters of the State.

ENT 23549: 2020 PG 12 of 41

This Long-Term Stormwater Management Plan (LTSWMP) describes the systems, operations and the minimum standard operating procedures (SOPs) necessary to manage pollutants originating from or generated on this property. Any activities or site operations at this property that contaminate water entering the City's stormwater system and generate loose litter must be prohibited, unless SOPs are written to manage those activities or operations, and amended into this LTSWMP.

The Jordan River is presently impaired but does not have a Total Maximum Daily Load (TMDL). This LTSWMP is aimed at addressing these impairments in addition to all other pollutants that can be generated by this property.

CONTENTS

SECTION 1: SITE DESCRIPTION, USE AND IMPACT
SECTION 2: TRAINING
SECTION 3: RECORDKEEPING
SECTION 4 APPENDICES

SECTION 1: SITE DESCRIPTION, USE AND IMPACT ENT 23549 : 2020 PG 13 of 41

The site infrastructure and operations described in this Section are limited at controlling and containing pollutants that if managed improperly can contaminate the environment. The LTSWMP includes standard operations procedures (SOPs) that are intended to compensate for the limitations of the site infrastructure. The property manager must use good judgment and conduct operations appropriately, doing as much as possible indoors and responsibly managing operations that must be performed outdoors.

Instructions:

- The purpose of this section is to help the Operator understand that the property can impact water quality and why it is important to maintain the property according to this LTSWMP.
- Describe site infrastructure, structural controls and any low impact development designs (LIDs) necessary to control and contain pollutants. Identify the limitations of the infrastructure at controlling and containing pollutants. It is important the Operator, staff, service contractors and anyone else involved in onsite operations and activities understand the unique exposures, operations and infrastructure which impact the storm drain systems.
- Describe both business operations and maintenance activities that generate pollutants.
- Briefly identify the need for SOP that are necessary to compensate for the limitations of the site infrastructure and operations. Create SOPs to manage the site functions, and maintenance operations. Include the SOPs in Appendix B.
- Refer to the LTSWMP example provided as a separate download to create the site descriptions required in this Section.
- Generally most sites will have the following infrastructure listed in this Section, however, the designer is expected to add or remove descriptions to accurately represent the unique site infrastructure needing controls.

Impervious Infrastructure, Including Parking, Sidewalk, and Flatwork

Any sediment, leaves, debris, spilt fluids or other waste that collects on our parking lots and sidewalks will be carried by runoff to our storm drain inlets. This waste material will settle in our storm drain system increasing maintenance costs and any waste dissolving in the runoff will pass through our system ultimately polluting the Jordan River.

Maintenance involves regular sweeping, but it can also involve pavement washing to remove stains, slick spots, and improve appearance when necessary. The Pavement Maintenance and the Pavement Washing SOPs are used to manage the pollutants associated with our pavements.

Landscaping

ENT 23549 : 2020 PG 14 of 41

Our landscape operations, including mowing, pruning, hand digging etc., can result in grass clippings, sticks, branches, dirt, mulch, including fertilizers, pesticides and other pollutants to fall or be left on our paved areas. The primary pollutant impairing the Jordan River is organic material so it is vital that the paved areas with direct connection to the City storm drain systems remain clean of landscape debris. The Landscape Maintenance SOP is written to control and manage this potential pollution source affecting the Jordan River.

Storm Drain System

There is no planned storm drain system for the private roads in this development. The private streets direct all of the storm water run-off to the public storm drain system.

Waste Management

Private trash receptacles with lids for each private residence are intended to prevent precipitation exposure minimizing liquids that can leak to pavements and from haul trucks. Lids will also prevent the light weight trash carried off by wind. Good waste management systems, if managed improperly, can become the source of the very pollution that they were intended to control. The Waste Management SOP is written to control and manage the waste we generate.

Utility System

The roof-top or side yard utility systems are exposed to our roof drains and overland flow, which drain to our pavements. These heating and air conditioner unit contains oils and other chemicals that can harm the Jordan River if allowed to drain off our property. Liquids and other waste generated by maintenance of this system can be appropriately managed by the Spill Containment and Cleanup SOP.

Snow and Ice Removal Management

Salt is a necessary pollutant and is vital to ensuring a safe parking and pedestrian path system. However, the snow removal operations improperly managed will increase our salt impact to local water resources and to our own vegetation.

Equipment / Outside Storage

None

SECTION 2: TRAINING

ENT 23549 : 2020 PG 15 of 41

Ensure that all employees and maintenance contractors know and understand the SOPs specifically written to manage and maintain the property. Maintenance contractors must use the stronger of their Company and the LTSWMP SOPs. File all training records in Appendix C.

SECTION 3: RECORDKEEPING

Maintain records of operation and maintenance activities in accordance with SOPs. Mail a copy of the record to Lehi City Stormwater Division annually.

SECTION 4: APPENDICES

ENT 23549 : 2020 PG 16 of 41

Instructions:

- Include all drawings, details, SOPs and other supporting information referenced in Sections 1.
- Ensure the LTSWMP is updated with any as-built plans, details and SOP changes prior to releasing the project, and NOI.

Appendix A- Site Drawings and Details

Appendix B- SOPs

Appendix C- Recordkeeping Documents

APPENDIX A – SITE DRAWINGS AND DETAILS

ENT 23549:2020 PG 17 of 41

APPENDIX B – SOPs

ENT 23549 : 2020 PG 23 of 41

Instruction for writing SOPs

The purpose of the SOPs is to give site managers, maintenance personnel and maintenance contractor's pertinent instruction necessary to maintain the property in an environmentally responsible manner.

The focus must be to prevent debris, liquids and other pollutants from leaving the property over the surface to the storm drain system, through the air and into the ground. Operational procedures for safety, and regular grooming is also recommended to be included for practicality.

Operational procedures must never allow or contribute to waste materials from potentially polluting the stormwater systems by precipitation, non-stormwater water sources or other maintenance liquids.

Maintenance schedules must be set by the site designer and personnel in control of site operations. However, schedules, SOPs and site infrastructure must be allowed to be modified based on actual site inspections, observation or other site experience. Be careful not to contradict product recommendations from water quality device manufacturers, unless warranted by the unique application as determined by the designer.

Coordinate with the property owner, or organization representative to modify existing SOPs, and create new SOPs that are necessary to adequately maintain and operate the property. The SOP must include the following components:

1. Provide instruction that directs workers to operate and maintain the property to prevent, control and contain debris, liquids and other pollutants from leaving the property.
2. Provide instruction that directs workers to dispose the waste generated by maintenance functions at licensed facilities or means consistent with MS4 regulations.
3. Provide instruction that directs the property owner for maintenance frequency and to adjust maintenance frequency based on inspections and observation.
4. Provide instruction that directs the property owner to document the effectiveness of the SOP and overall site LTSWMP at controlling and containing pollutants on the property.

Pavement Maintenance Operations

ENT 23549 : 2020 PG 24 of 41

General:

These SOPs are not expected to cover all necessary procedure actions. Operators are allowed to adapt SOPs to unique site conditions in good judgment when it is necessary for safety, and the proper, and effective containment of pollutants. However, any changes of routine operations must be amended in these SOPs.

1. Purpose and Selection:

- a) Reduce stormwater pollution by sweeping and removing pollutants that will be carried to City stormwater systems during stormwater runoff or by non-stormwater runoff.
- b) The sweeper is intended for removing materials that collect on pavements by use and the natural degradation of pavements, ie. materials that collect, drop from vehicles, and the natural erosion and breaking up of pavements.

2. Regular Procedure:

- a) Remain aware of debris and sweep minor debris if needed by hand.
- b) Generally, sweeping should occur during autumn when leaf fall is heavy and again in early spring after winter thaw. Sometimes sweeping machinery will be necessary with accumulations are spread over pavements.
- c) Manage outside activities that leave waste or drain pollutants to our pavements. This involves outside functions including but not limited to yard sales, yard storage, fund raisers like car washes, etc.

4. Disposal Procedure:

- a) Service contractor will dispose at licensed facilities.
- b) Dispose of hand collected material in dumpster.

5. Training:

- a) Annually and at hire.

Landscape Maintenance Operations

ENT 23549 : 2020 PG 25 of 41

General:

This SOP is not expected to cover all necessary procedure actions. Operators are allowed to adapt SOPs to unique site conditions in good judgment when it is necessary for safety, and the proper, and effective containment of pollutants. However, any changes of routine operations must be amended in this SOP.

Rule: Prevent any solids, liquids or any light weight material from being carried away from the construction or maintenance envelop by wind or water.

1. Application:

- a) This SOP should provide sufficient direction for many of the general operations, e.g., fertilizer and pesticide applications, mowing, weeding, tree trimming, digging, sprinkler repairs, mulch management, etc.

2. Maintenance Procedure:

- a) Grooming
 - Lawn Mowing – Immediately following operation, sweep or blow clippings onto vegetated ground.
 - Fertilizer Operation – Prevent overspray. Sweep or blow fertilizer onto vegetated ground immediately following operation.
 - Pesticide Operations – Prevent overspray. Use spot treatment immediately following operation sweep or blow dry pesticide onto vegetated ground.
- b) Remove or contain all erodible or loose material prior to forecast wind and precipitation events or before non-stormwater will pass through the project site. For light weight debris, maintenance can require immediately attention for wind events and many times daily maintenance or as needed for precipitation or non-stormwater events.
- c) Landscape project materials and waste can usually be contained or controlled by operational best management practices.
 - Operational; including but not limited to:
 - Strategic staging of materials eliminating exposure, such as not staging on pavement;
 - Avoiding multiple day staging of landscaping backfill and spoil on pavements; and
 - Haul off spoil as generated or daily.
- d) Cleanup:
 - Use dry cleanup methods, e.g. square nose shovel and broom. It is usually sufficient when no more material can be swept onto the square nosed shovel.
 - Power blowing tools.

3. Waste Disposal:

ENT 23549 : 2020 PG 26 of 41

- a) Dispose of waste according to General Waste Management SOP, unless superseded by specific SOPs for the operation.

4. Equipment:

- a) Tools sufficient for proper containment of pollutants and cleanup.
- b) Push broom and square blade shovel should be a minimum.

5. Training:

- a) Annually and at hire.
- b) Landscape Service Contractors must have equal or better SOPs.

Storm Drain Maintenance Operations

ENT23549:2020 PG 27 of 41

General:

These SOPs are not expected to cover all necessary procedure actions. Operators are allowed to adapt SOPs to unique site conditions in good judgment when it is necessary for safety, and the proper, and effective containment of pollutants. However, any changes of routine operations must be amended in these SOPs.

1. Procedure:

- a) Inspect for need:
 1. Schedule cleaning for boxes and pipe that contain 2” or more of sediment and debris.
 2. Remove debris by vacuum-operated machinery.
 3. When accumulations are mostly floating debris, this material can be removed with a net.
 4. Inspect standing water for mosquito larvae and contact the South Salt Valley Mosquito Abatement District when necessary.

2. Disposal Procedure:

- a) Dispose of waste at regulated facilities.
- b) Floating materials and floating absorbent materials may be disposed in dumpster when dried out. Dry dirt and slurry may also be disposed in the dumpster.
- c) Disposal of hazardous waste:
 1. Dispose of hazardous waste at regulated disposal facilities, see Waste Management and Spill Control SOP
- d) Disposal of waste collected from sanitary sewer device at regulated facilities.

3. Training:

- a) Annually and at hire.

Waste Management Operations

ENT 23549 : 2020 PG 28 of 41

General:

This SOP is not expected to cover all necessary procedure actions. Operators are allowed to adapt SOPs to unique site conditions in good judgment when it is necessary for safety, and the proper, and effective containment of pollutants. However, any changes of routine operations must be amended in this SOP.

1. Application:

- a) This SOP is intended for all Staff, for the proper disposal of common everyday waste.

2. Waste Collection Devices (Exposed units):

- a) The site contains 2 types of waste management containers:
 - 6yd dumpster with lid; and
 - Receptacles with lids.

3. Waste Disposal Restrictions for all Waste Scheduled for the North Pointe Solid Waste SSD Landfill:

- a) Know the facility disposal requirements and restrictions. It should not be assumed that all waste disposed in collection devices will be disposed at the North Pointe Landfill.
- b) Review North Pointe Landfill regulations for additional restrictions and understand what waste is prohibited in the North Pointe Landfill.
- c) Lookup and follow disposal procedures for disposal of waste at other EPA approved sites. The Utah County Health Department is a good resource, 801-851-7000.

4. General Staff Maintenance Practices:

- a) Prevent dumpsters and receptacles from becoming a pollution source by:
 1. Closing lids;
 2. Repositioning tipped receptacles upright;
 3. Reporting full or leaking and unsecured dumpsters and receptacles to the company provider or repair it in house. Determine source liquids and prevent it; and
 4. Reporting any eminent pollutant hazard related to dumpsters and receptacles to the owner.

5. Training:

- a) Annually and at hire.

Pavement Washing Operations

ENT 23549 : 2020 PG 29 of 41

General:

These SOPs are not expected to cover all necessary procedure actions. Operators are allowed to adapt SOPs to unique site conditions in good judgment when it is necessary for safety, and the proper, and effective containment of pollutants. However, any changes of routine operations must be amended in these SOPs.

1. Procedure:

- a) Prevent waste fluids and any detergents if used from entering storm drain system. The following methods are acceptable for this operation:
 - Dam the inlet using a boom material that seals itself to the pavement and pick up the wastewater with shop-vacuum or absorbent materials.
 - Collect wastewater with shop-vacuum simultaneous with the washing operation.
 - Collect wastewater with vacuum truck or trailer simultaneous with the washing operation.
- b) This procedure must not used to clean the initial spills. First apply the Spill Containment and cleanup SOP.

2. Disposal Procedure:

- a) Small volumes can usually be drained to the local sanitary sewer. Contact the South Valley Sewer District.
- b) Large volumes must be disposed at regulated facilities.

2. Pavement Cleaning Frequency:

- a) There is no regular pavement washing regimen. Pavement washing is determined by conditions that warrant it, including but not limited to prevention of slick or other hazardous conditions or restoring the acceptable appearance of pavements.

3. Training:

- a) Annually and at hire.

Snow and Ice Removal Management

ENT 23549 : 2020 PG 30 of 41

General:

This SOP is not expected to cover all necessary procedure actions. Operators are allowed to adapt SOPs to unique site conditions in good judgment when it is necessary for safety, and the proper, and effective containment of pollutants. However, any changes of routine operations must be amended in this SOP.

1. Application:

- a) Parking and sidewalk winter management operations.

2. De-Icing Procedure:

- a) Do not store or allow salt or equivalent to be stored on outside paved surfaces.
- b) Minimize salt use varying salt amounts relative to hazard potential.
- c) Sweep excessive piles left by the spreader.
- d) Watch forecast and adjust when warm ups are expected the same day.

3. Training:

- a) Annually and at hire.
- b) Require snow and ice service contractors to follow the stronger of this SOP and their company SOPs.

General Construction Maintenance

ENT 23549 : 2020 PG 31 of 41

General:

This SOP is not expected to cover all necessary procedure actions. Operators are allowed to adapt SOPs to unique site conditions in good judgment when it is necessary for safety, and the proper, and effective containment of pollutants. However, any changes of routine operations must be amended in this SOP.

Rule: Prevent any solids, *liquids or any light weight material from being carried away from the construction or maintenance envelop by wind or water.

***liquids - including culinary water and irrigation water that are polluted with material that will damage the environment.**

1. Application:

- a) This SOP should provide sufficient direction for many of the general operations, e.g., building maintenance, curb/sidewalk/flatwork, overlay/patching, landscape renovations, miscellaneous maintenance/repairs, etc.

2. Construction Procedure:

- a) Remove or contain all erodible or loose material prior to forecast wind and precipitation events or before non-stormwater will pass through the project site. For light-weight debris, maintenance can require immediately attention for wind events and many times daily maintenance or as needed for precipitation or non-stormwater events.
- b) Project materials and waste can be contained or controlled by operational or structural best management practices.
 - Operational; including but not limited to:
 - Strategic staging of materials eliminating exposure, such as not staging on pavement;
 - Avoiding multiple day staging of backfill and spoil;
 - Haul off spoil as generated or daily.
 - Structural; including but not limited to:
 - Inlet protection, e.g. wattles, filter fabric, drop inlet bags, boards, planks;
 - Gutter dams, e.g. wattles, sandbags, dirt dams;
 - Boundary containment, e.g. wattles, silt fence;
 - Dust control, e.g. water hose;
 - Waste control, e.g. construction solid or liquid waste containment, dumpster, receptacles.
- c) Inspect often to insure the structural best management practices are in good operating condition and at least prior to the workday end. Promptly repair damaged best management practices to achieve effective containment.

d) Cleanup:

- Use dry cleanup methods, e.g. square nose shove and broom.
- Wet methods are allowed if wastewater is prevented from entering the stormwater system, e.g. wet/dry vacuum, disposal to our landscaped areas.

e) Cleanup Standard:

- When a broom and a square nosed shovel cannot pick any appreciable amount of material.

3. Waste Disposal:

- a) Dispose of waste according to General Waste Management SOP, unless superseded by specific SOPs for the operation.
- b) Never discharge waste material to storm drains.

4. Equipment:

- a) Tools sufficient for proper containment of pollutants and cleanup.
- b) Push broom and square blade shovel should be a minimum.

5. Training:

- b) Annually and at hire.

Spill Control

ENT23549 : 2020 PG 33 of 41

General:

This SOP is not expected to cover all necessary procedure actions. Operators are allowed to adapt SOPs to unique site conditions in good judgment when it is necessary for safety, and the proper, and effective containment of pollutants. However, any changes of routine operations must be amended in this SOP.

1. Rational:

- a) All properties are susceptible to spills whether it is a result of operations or by customers. Insufficient response, inadequate containment materials, and improper spill cleanup methods will result in pollutants in our waterways. Once the pollutants reach our storm drain system, or even the detention pond, they are difficult and expensive to remove.

2. Containment Procedure:

- a) Priority is to dam and contain flowing spills.
- b) Use spill kits booms if available or use any material available; including but not limited to, nearby sand, dirt, landscaping materials, etc.
- c) Hazardous or unknown waste emergencies:
 1. Emergency HAZMAT, DWQ, UCHD, City: Emergency constitutes large quantities of flowing uncontained liquid. Generally burst or tipped tanks.
 2. Emergency UCHD, City: Emergency constitutes potential for waste to be carried by water.
 3. Contacts:
HAZMAT - 911
DWQ – 801-231-1769, 801-536-4123
UCHD – 801-851-7000
City – 385-201-1700

3. Cleanup Procedure:

- a) NEVER WASH SPILLS TO THE STORM DRAIN SYSTEMS.
- b) Clean per SDS requirements but generally most spills can be cleaned up according to the following:
 - Absorb liquid spills with spill kit absorbent material, sand or dirt until liquid is sufficiently converted to solid material.
 - Remove immediately using dry cleanup methods, e.g. broom and shovel, or vacuum operations.
 - Cleanup with water and detergents may also be necessary depending on the spilled material. However, the waste from this operation must be vacuumed or effectively picked up by dry methods. See Pavement Washing SOP.

- Repeat process when residue material remains.

4. DISPOSAL:

- a) Follow SDS requirements but usually most spills can be disposed per the following b. & c.
- b) Generally most spills absorbed into solid forms can be disposed to the dumpster and receptacles. Follow Waste Management SOP.
- c) Generally, liquid waste from surface cleansing processes may be disposed to the sanitary sewer system after the following conditions have been met:
 - Dry cleanup methods have been used to remove the bulk of the spill and disposed per the Waste Management SOP.
 - The liquid waste amounts are small and diluted with water. This is intended for spill cleanup waste only and never for the disposal of unused or spent liquids.

5. Documentation:

- a) Document all spills in Appendix C.

6. SDS sheets:

- a) SDS Manual is filed in break room.

7. Materials:

- a) Generally, sand or dirt will work for most clean-up operations. However, it is the responsibility of the owner to select the absorbent materials and cleanup methods that are required by the SDS Manuals for chemicals used by the company.


8. Training:

- a) Annually and at hire.

APPENDIX C – PLAN RECORDKEEPING DOCUMENTS

ENT23549 : 2020 PG 35 of 41

BMP: Parking Lot Sweeping/Vacuuming T157



DESCRIPTION:
Sweeping or vacuuming parking lots to remove debris and prevent it from being tracked onto adjacent areas.

OBJECTIVE:
Prevent debris from being tracked onto adjacent areas.

LEHI
 1. Sweep or vacuum parking lots to remove debris.
 2. Prevent debris from being tracked onto adjacent areas.
 3. Use appropriate equipment for the task.
 4. Follow all applicable safety protocols.


QUALITY CONTROL:
 1. Check for debris on adjacent areas.
 2. Verify that equipment is used correctly.
 3. Document the results of the sweep/vacuum.

TRAINING:
 1. Safety protocols.
 2. Equipment operation.
 3. Debris removal techniques.

MONITORING/ENFORCEMENT:
 1. Visual inspection.
 2. Documentation of results.
 3. Reporting of issues.

APPENDIX:
 1. Safety protocols.
 2. Equipment operation manual.
 3. Debris removal techniques.

BMP: Spill Clean-Up T61



DESCRIPTION:
Procedures for cleaning up spills of oil, grease, or other hazardous materials.

OBJECTIVE:
Prevent spills from becoming a source of pollution.

LEHI
 1. Clean up spills immediately.
 2. Use appropriate equipment for the spill.
 3. Follow all applicable safety protocols.
 4. Document the results of the clean-up.


QUALITY CONTROL:
 1. Check for residual spill.
 2. Verify that equipment is used correctly.
 3. Document the results of the clean-up.

TRAINING:
 1. Safety protocols.
 2. Equipment operation.
 3. Spill cleanup techniques.

MONITORING/ENFORCEMENT:
 1. Visual inspection.
 2. Documentation of results.
 3. Reporting of issues.

APPENDIX:
 1. Safety protocols.
 2. Equipment operation manual.
 3. Spill cleanup techniques.

BMP: Seeding and Planting S1



DESCRIPTION:
Procedures for seeding and planting vegetation to stabilize soil and prevent erosion.

OBJECTIVE:
Prevent soil erosion and stabilize soil.

LEHI
 1. Seed and plant vegetation.
 2. Use appropriate equipment for the task.
 3. Follow all applicable safety protocols.
 4. Document the results of the seeding and planting.


QUALITY CONTROL:
 1. Check for seed and plant placement.
 2. Verify that equipment is used correctly.
 3. Document the results of the seeding and planting.

TRAINING:
 1. Safety protocols.
 2. Equipment operation.
 3. Seeding and planting techniques.

MONITORING/ENFORCEMENT:
 1. Visual inspection.
 2. Documentation of results.
 3. Reporting of issues.

APPENDIX:
 1. Safety protocols.
 2. Equipment operation manual.
 3. Seeding and planting techniques.

BMP: Temporary and Permanent Seeding T75



DESCRIPTION:
Procedures for temporary and permanent seeding of areas to prevent erosion.

OBJECTIVE:
Prevent soil erosion and stabilize soil.

LEHI
 1. Seed and plant vegetation.
 2. Use appropriate equipment for the task.
 3. Follow all applicable safety protocols.
 4. Document the results of the seeding.

QUALITY CONTROL:
 1. Check for seed and plant placement.
 2. Verify that equipment is used correctly.
 3. Document the results of the seeding.

TRAINING:
 1. Safety protocols.
 2. Equipment operation.
 3. Seeding techniques.

MONITORING/ENFORCEMENT:
 1. Visual inspection.
 2. Documentation of results.
 3. Reporting of issues.

APPENDIX:
 1. Safety protocols.
 2. Equipment operation manual.
 3. Seeding techniques.

BMP: Waste Disposal W12

DESCRIPTION:
Procedures for the proper disposal of waste materials.

OBJECTIVE:
Prevent waste from becoming a source of pollution.

LEHI
 1. Dispose of waste properly.
 2. Use appropriate equipment for the task.
 3. Follow all applicable safety protocols.
 4. Document the results of the disposal.

QUALITY CONTROL:
 1. Check for proper disposal.
 2. Verify that equipment is used correctly.
 3. Document the results of the disposal.

TRAINING:
 1. Safety protocols.
 2. Equipment operation.
 3. Waste disposal techniques.

MONITORING/ENFORCEMENT:
 1. Visual inspection.
 2. Documentation of results.
 3. Reporting of issues.

APPENDIX:
 1. Safety protocols.
 2. Equipment operation manual.
 3. Waste disposal techniques.



BMP DETAILS

NO.	DATE	REVISION
1	1/15/20	ISSUE FOR PERMIT
2	1/15/20	ISSUE FOR PERMIT
3	1/15/20	ISSUE FOR PERMIT
4	1/15/20	ISSUE FOR PERMIT
5	1/15/20	ISSUE FOR PERMIT
6	1/15/20	ISSUE FOR PERMIT
7	1/15/20	ISSUE FOR PERMIT
8	1/15/20	ISSUE FOR PERMIT
9	1/15/20	ISSUE FOR PERMIT
10	1/15/20	ISSUE FOR PERMIT

D2

HOLBROOK PLACE PHASE 3
LEHI, UT
BMP DETAILS

